


INFORME EJECUCION DE INGRESOS - SECTOR DESCENTRALIZADO

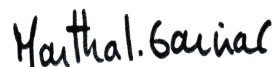
CONTRALORIA GENERAL DE ANTIOQUIA
 Unidad de Contabilidad Presupuestal y del Tesoro
 INSTITUCION EDUCATIVA FELIX DE BEDOUT MORENO

Hoja No 1 de 1
 Fecha: 05/10/2021
 Mes Reportado: Septiembre
 Vigencia Fiscal:

NIVEL	DESCRIPCION	PRESUPUESTO INICIAL	MODIFICACIONES				PRESUPUESTO DEFINITIVO	RECAUDO MES	RECAUDOS ACUMULADOS	SALDO	%EJECUCION
			ADICIONES	REDUCCIONES	CREDITOS	CONTRA CREDITOS					
05	CASTILLA	68,312,000	22,174,604				90,486,604	2,375	87,059,214	3,427,390	0.00%
05919	919	68,312,000	22,174,604				90,486,604	2,375	87,059,214	3,427,390	0.00%
059190504	TEJELO	68,312,000	22,174,604				90,486,604	2,375	87,059,214	3,427,390	0.00%
05919050410500101343	INSTITUCION EDUCATIVA FELIX DE	68,312,000	22,174,604				90,486,604	2,375	87,059,214	3,427,390	0.00%
05919050410500101343	INGRESOS	68,312,000	22,174,604				90,486,604	2,375	87,059,214	3,427,390	0.00%
05919050410500101343	INGRESOS CORRIENTES	68,272,000	832,304				69,104,304		65,700,304	3,404,000	0.00%
05919050410500101343	INGRESOS OPERACIONALES	3,620,000					3,620,000		216,000	3,404,000	0.00%
05919050410500101343	Ingresos por Contrato de Concesión	3,420,000					3,420,000			3,420,000	0.00%
05919050410500101343	Certificados egresados por fuera del siste	200,000					200,000		216,000	(16,000)	0.00%
05919050410500101343	INGRESOS SGP GRATUIDAD	64,652,000	832,304				65,484,304		65,484,304		0.00%
05919050410500101343	Transferencias Nacionales SGP Gratuida	64,652,000	832,304				65,484,304		65,484,304		0.00%
05919050410500101343	RECURSOS DE CAPITAL	40,000	21,342,300				21,382,300	2,375	21,358,910	23,390	0.01%
05919050410500101343	RECURSOS DEL BALANCE		21,342,300				21,342,300		21,342,300		0.00%
05919050410500101343	Otros Recursos del Balance recursos pro		5,347,249				5,347,249		5,347,249		0.00%
05919050410500101343	Otros Recursos del Balance SGP		15,995,051				15,995,051		15,995,051		0.00%
05919050410500101343	INGRESOS FINANCIEROS	40,000					40,000	2,375	16,610	23,390	5.94%
05919050410500101343	Rendimientos de operaciones financieras	10,000					10,000	243	1,565	8,435	2.43%
05919050410500101343	Rendimientos de operaciones financieras	30,000					30,000	2,132	15,045	14,955	7.11%



RENE DE JESUS ANDRADE
 RECTOR




MARTHA INES GARCIA CORRALES
 TESORERO

RECURSOS ADMINISTRADOS

RECURSOS DE LA NACIÓN

IDENTIFICACION PRESUPUESTAL	DESCRIPCIÓN	APROPIACION INICIAL	MODIFICACIONES			APROPIACION DEFINITIVA	COMPROMISOS	OBLIGACIONES	PAGOS	SALDO COMPROMISOS	SALDO OBLIGACIONES	SALDO APROPIACION	%EJEC	
			TRASLADOS		ADICIONES									REDUCCIONES
			CREDITOS	CONTRACRE										
05	CASTILLA	68,312,000			22,174,604	90,486,604	22,280,029	16,232,029	15,212,029	6,048,000	1,020,000	68,206,575	24.62%	
05919	919	68,312,000			22,174,604	90,486,604	22,280,029	16,232,029	15,212,029	6,048,000	1,020,000	68,206,575	24.62%	
059190504	TEJELO	68,312,000			22,174,604	90,486,604	22,280,029	16,232,029	15,212,029	6,048,000	1,020,000	68,206,575	24.62%	
059190504105001013439	INSTITUCION EDUCATIVA	68,312,000			22,174,604	90,486,604	22,280,029	16,232,029	15,212,029	6,048,000	1,020,000	68,206,575	24.62%	
0591905041050010134392	GASTOS	68,312,000			22,174,604	90,486,604	22,280,029	16,232,029	15,212,029	6,048,000	1,020,000	68,206,575	24.62%	
05919050410500101343921	GASTOS DE FUNCION	45,812,000			9,179,553	54,991,553	19,292,029	16,232,029	15,212,029	3,060,000	1,020,000	35,699,524	35.08%	
05919050410500101343921	GASTOS DE PERSONA	15,800,000			3,000,000	18,800,000	12,477,233	9,417,233	8,397,233	3,060,000	1,020,000	6,322,767	66.37%	
05919050410500101343921	Remuneración servicios	5,000,000				5,000,000						5,000,000	0.00%	
05919050410500101343921	Prestación de servicios p	10,800,000			3,000,000	13,800,000	12,477,233	9,417,233	8,397,233	3,060,000	1,020,000	1,322,767	90.41%	
05919050410500101343921	GASTOS GENERALES	30,012,000			6,179,553	36,191,553	6,814,796	6,814,796	6,814,796			29,376,757	18.83%	
05919050410500101343921	Compra de Equipos	6,000,000				6,000,000	5,500,000	5,500,000	5,500,000			500,000	91.67%	
05919050410500101343921	Materiales y suministros	3,200,000			4,747,249	7,947,249						7,947,249	0.00%	
05919050410500101343921	Materiales y suministros	14,812,000			832,304	15,644,304						15,644,304	0.00%	
05919050410500101343921	Servicio de Teléfono	400,000			600,000	1,000,000	359,556	359,556	359,556			640,444	35.96%	
05919050410500101343921	Servicio de Teléfono	2,000,000				2,000,000	950,420	950,420	950,420			1,049,580	47.52%	
05919050410500101343921	Impresos y publicaciones	3,500,000				3,500,000						3,500,000	0.00%	
05919050410500101343921	Comisión Bancaria	30,000				30,000	4,820	4,820	4,820			25,180	16.07%	
05919050410500101343921	Comisión Bancaria	70,000				70,000						70,000	0.00%	
05919050410500101343922	GASTOS DE INVERSI	22,500,000			12,995,051	35,495,051	2,988,000			2,988,000		32,507,051	8.42%	
05919050410500101343922	PROYECTOS DE FORT	7,500,000			7,149,011	14,649,011	2,988,000			2,988,000		11,661,011	20.40%	
05919050410500101343922	Transporte Escolar	1,500,000				1,500,000						1,500,000	0.00%	
05919050410500101343922	Actividades pedagógicas	3,000,000				3,000,000						3,000,000	0.00%	
05919050410500101343922	Dotacion institucional de	3,000,000			7,149,011	10,149,011	2,988,000			2,988,000		7,161,011	29.44%	
05919050410500101343922	PROYECTOS DE INFR.	15,000,000			5,846,040	20,846,040						20,846,040	0.00%	
05919050410500101343922	Mantenimiento de infrae	15,000,000			5,846,040	20,846,040						20,846,040	0.00%	


 RENE DE JESUS ANDRADE
 RECTOR


 MARTHA INES GARCIA CORRALES
 TESORERO