


**INFORME EJECUCION DE INGRESOS - SECTOR DESCENTRALIZADO**

**CONTRALORIA GENERAL DE ANTIOQUIA**  
 Unidad de Contabilidad Presupuestal y del Tesoro  
 INSTITUCION EDUCATIVA EL PEDREGAL

Hoja No 1 de 1  
 Fecha: 11/11/2020  
 Mes Reportado: Octubre  
 Vigencia Fiscal:

NIVEL	DESCRIPCION	PRESUPUESTO INICIAL	MODIFICACIONES				PRESUPUESTO DEFINITIVO	RECAUDO MES	RECAUDOS ACUMULADOS	SALDO	%EJECUCION
			ADICIONES	REDUCCIONES	CREDITOS	CONTRA CREDITOS					
06	DOCE DE OCTUBRE	107,497.600	77,645,638	1,387,998		183,755,240	28,557	174,691,104	9,064,136	0.02%	
06921	921	107,497.600	77,645,638	1,387,998		183,755,240	28,557	174,691,104	9,064,136	0.02%	
069210604	PEDREGAL	107,497.600	77,645,638	1,387,998		183,755,240	28,557	174,691,104	9,064,136	0.02%	
06921060410500101919	INSTITUCION EDUCATIVA EL PEDR	107,497.600	77,645,638	1,387,998		183,755,240	28,557	174,691,104	9,064,136	0.02%	
06921060410500101919	INGRESOS	107,497.600	77,645,638	1,387,998		183,755,240	28,557	174,691,104	9,064,136	0.02%	
06921060410500101919	INGRESOS CORRIENTES	107,457.600	30,339,270	1,387,998		136,408,872	25,200	127,352,861	9,056,011	0.02%	
06921060410500101919	INGRESOS OPERACIONALES	11,752.600				11,752,600	25,200	2,696,589	9,056,011	0.21%	
06921060410500101919	Ingresos por Contrato de Concesión	10,900,000				10,900,000		2,388,889	8,511,111	0.00%	
06921060410500101919	Ingresos operacionales	10,900,000				10,900,000		2,388,889	8,511,111	0.00%	
06921060410500101919	RECURSOS PROPIOS	10,900,000				10,900,000		2,388,889	8,511,111	0.00%	
06921060410500101919	Ingresos por Contrato de Concesión	10,900,000				10,900,000		2,388,889	8,511,111	0.00%	
06921060410500101919	Certificados egresados por fuera del siste	852.600				852,600	25,200	307,700	544,900	2.96%	
06921060410500101919	Ingresos operacionales	852.600				852,600	25,200	307,700	544,900	2.96%	
06921060410500101919	RECURSOS PROPIOS	852.600				852,600	25,200	307,700	544,900	2.96%	
06921060410500101919	Certificados egresados por fuera del siste	852.600				852,600	25,200	307,700	544,900	2.96%	
06921060410500101919	INGRESOS SGP GRATUIDAD	95,705.000	30,339,270	1,387,998		124,656,272		124,656,272		0.00%	
06921060410500101919	Transferencias Nacionales SGP Gratuidad	95,705.000	30,339,270	1,387,998		124,656,272		124,656,272		0.00%	
06921060410500101919	Gratuidad	95,705.000	30,339,270	1,387,998		124,656,272		124,656,272		0.00%	
06921060410500101919	SGP	95,705.000	30,339,270	1,387,998		124,656,272		124,656,272		0.00%	
06921060410500101919	Transferencias Nacionales SGP Gratuidad	95,705.000	30,339,270	1,387,998		124,656,272		124,656,272		0.00%	
06921060410500101919	RECURSOS DE CAPITAL	40,000	47,306,368			47,346,368	3,357	47,338,243	8,125	0.01%	
06921060410500101919	RECURSOS DEL BALANCE		47,306,368			47,306,368		47,306,368		0.00%	
06921060410500101919	Otros Recursos del Balance		47,306,368			47,306,368		47,306,368		0.00%	
06921060410500101919	Recursos de capital		47,306,368			47,306,368		47,306,368		0.00%	
06921060410500101919	RECURSOS PROPIOS		12,082,726			12,082,726		12,082,726		0.00%	
06921060410500101919	Otros Recursos del Balance recursos prop		12,082,726			12,082,726		12,082,726		0.00%	
06921060410500101919	SGP		35,223,642			35,223,642		35,223,642		0.00%	
06921060410500101919	Otros Recursos del Balance SGP		35,223,642			35,223,642		35,223,642		0.00%	
06921060410500101919	INGRESOS FINANCIEROS	40,000				40,000	3,357	31,875	8,125	8.39%	
06921060410500101919	Rendimientos de operaciones financieras	5,000				5,000	191	3,478	1,522	3.82%	
06921060410500101919	Recursos de capital	5,000				5,000	191	3,478	1,522	3.82%	
06921060410500101919	RECURSOS PROPIOS	5,000				5,000	191	3,478	1,522	3.82%	
06921060410500101919	Rendimientos de operaciones financieras	5,000				5,000	191	3,478	1,522	3.82%	
06921060410500101919	Rendimientos de operaciones financieras	35,000				35,000	3,166	28,397	6,603	9.05%	
06921060410500101919	Recursos de capital	35,000				35,000	3,166	28,397	6,603	9.05%	
06921060410500101919	SGP	35,000				35,000	3,166	28,397	6,603	9.05%	
06921060410500101919	Rendimientos de operaciones financieras	35,000				35,000	3,166	28,397	6,603	9.05%	

  
 EDWIN FERNEY MONTOYA VELÁSQUEZ  
 RECTOR

  
 DIANA MARIA ALZATE ECHAVARRÍA  
 TESORERO

RECURSOS ADMINISTRADOS <input checked="" type="checkbox"/>		RECURSOS DE LA NACIÓN <input type="checkbox"/>												
IDENTIFICACION PRESUPUESTAL	DESCRIPCIÓN	APROPIACION INICIAL	MODIFICACIONES				APROPIACION DEFINITIVA	COMPROMISOS	OBLIGACIONES	PAGOS	SALDO COMPROMISOS	SALDO OBLIGACIONES	SALDO APROPIACION	%EJEC
			TRASLADOS		ADICIONES	REDUCCIONES								
			CREDITOS	CONTRACRE										
06	DOCE DE OCTUBRE	107,497,600	39,841,569	39,841,569	77,645,638	1,387,998	183,755,240	111,722,590	74,752,556	73,902,556	36,970,034	850,000	72,032,650	60.80%
06921	921	107,497,600	39,841,569	39,841,569	77,645,638	1,387,998	183,755,240	111,722,590	74,752,556	73,902,556	36,970,034	850,000	72,032,650	60.80%
069210604	PEDREGAL	107,497,600	39,841,569	39,841,569	77,645,638	1,387,998	183,755,240	111,722,590	74,752,556	73,902,556	36,970,034	850,000	72,032,650	60.80%
069210604105001019194	INSTITUCION EDUCA	107,497,600	39,841,569	39,841,569	77,645,638	1,387,998	183,755,240	111,722,590	74,752,556	73,902,556	36,970,034	850,000	72,032,650	60.80%
0692106041050010191942	GASTOS	107,497,600	39,841,569	39,841,569	77,645,638	1,387,998	183,755,240	111,722,590	74,752,556	73,902,556	36,970,034	850,000	72,032,650	60.80%
06921060410500101919421	GASTOS DE FUNCION	79,554,200	900,000	19,841,569	42,645,638		103,258,269	67,642,929	49,812,785	48,962,785	17,830,144	850,000	35,615,340	65.51%
06921060410500101919421	GASTOS DE PERSONA	27,136,800		900,000	3,550,000		29,786,800	20,806,309	13,809,710	12,959,710	6,996,599	850,000	8,980,491	69.85%
06921060410500101919421	CONTRATACION DE S	27,136,800		900,000	3,550,000		29,786,800	20,806,309	13,809,710	12,959,710	6,996,599	850,000	8,980,491	69.85%
06921060410500101919421	CONTRATACION DE S	27,136,800		900,000	3,550,000		29,786,800	20,806,309	13,809,710	12,959,710	6,996,599	850,000	8,980,491	69.85%
06921060410500101919421	Remuneración servicios t	19,486,800		900,000			18,586,800	9,616,309	4,413,710	4,413,710	5,202,599		8,970,491	51.74%
06921060410500101919421	Contratacion de servicios	19,486,800		900,000			18,586,800	9,616,309	4,413,710	4,413,710	5,202,599		8,970,491	51.74%
06921060410500101919421	SGP	19,486,800		900,000			18,586,800	9,616,309	4,413,710	4,413,710	5,202,599		8,970,491	51.74%
06921060410500101919421	Remuneración servicios t	19,486,800		900,000			18,586,800	9,616,309	4,413,710	4,413,710	5,202,599		8,970,491	51.74%
06921060410500101919421	Prestación de servicios pr	7,650,000			3,550,000		11,200,000	11,190,000	9,396,000	8,546,000	1,794,000	850,000	10,000	99.91%
06921060410500101919421	Contratacion de servicios	7,650,000			3,550,000		11,200,000	11,190,000	9,396,000	8,546,000	1,794,000	850,000	10,000	99.91%
06921060410500101919421	SGP	7,650,000			3,550,000		11,200,000	11,190,000	9,396,000	8,546,000	1,794,000	850,000	10,000	99.91%
06921060410500101919421	Prestación de servicios pr	7,650,000			3,550,000		11,200,000	11,190,000	9,396,000	8,546,000	1,794,000	850,000	10,000	99.91%
06921060410500101919421	GASTOS GENERALES	52,417,400	900,000	18,941,569	39,095,638		73,471,469	46,836,620	36,003,075	36,003,075	10,833,545		26,634,849	63.75%
06921060410500101919421	ADQUISICIÓN DE BIE	44,277,400	800,000	18,941,569	37,095,638		63,231,469	40,596,620	31,182,984	31,182,984	9,413,636		22,634,849	64.20%
06921060410500101919421	ADQUISICIÓN DE BIE	44,277,400	800,000	18,941,569	37,095,638		63,231,469	40,596,620	31,182,984	31,182,984	9,413,636		22,634,849	64.20%
06921060410500101919421	Compra de Equipos	15,957,000		15,000,000	21,339,270		22,296,270	21,831,497	12,417,861	12,417,861	9,413,636		464,773	97.92%
06921060410500101919421	Adquisicion de bienes	15,957,000		15,000,000	21,339,270		22,296,270	21,831,497	12,417,861	12,417,861	9,413,636		464,773	97.92%
06921060410500101919421	SGP	15,957,000		15,000,000	21,339,270		22,296,270	21,831,497	12,417,861	12,417,861	9,413,636		464,773	97.92%
06921060410500101919421	Compra de Equipos	15,957,000		15,000,000	21,339,270		22,296,270	21,831,497	12,417,861	12,417,861	9,413,636		464,773	97.92%
06921060410500101919421	Materiales y suministros	28,320,400	800,000	3,941,569	15,756,368		40,935,199	18,765,123	18,765,123	18,765,123			22,170,076	45.84%
06921060410500101919421	Adquisicion de bienes	28,320,400	800,000	3,941,569	15,756,368		40,935,199	18,765,123	18,765,123	18,765,123			22,170,076	45.84%
06921060410500101919421	INGRESOS PROPIOS	11,757,600			12,082,726		23,840,326	12,082,726	12,082,726	12,082,726			11,757,600	50.68%
06921060410500101919421	Materiales y suministros	11,757,600			12,082,726		23,840,326	12,082,726	12,082,726	12,082,726			11,757,600	50.68%
06921060410500101919421	SGP	16,562,800	800,000	3,941,569	3,673,642		17,094,873	6,682,397	6,682,397	6,682,397			10,412,476	39.09%
06921060410500101919421	Materiales y suministros	16,562,800	800,000	3,941,569	3,673,642		17,094,873	6,682,397	6,682,397	6,682,397			10,412,476	39.09%
06921060410500101919421	ADQUISICIÓN DE SER	8,140,000	100,000		2,000,000		10,240,000	6,240,000	4,820,091	4,820,091	1,419,909		4,000,000	60.94%
06921060410500101919421	SERVICIOS PUBLICOS	4,140,000	100,000		2,000,000		6,240,000	6,240,000	4,820,091	4,820,091	1,419,909			100.00%
06921060410500101919421	Servicio de Teléfono	4,140,000			2,000,000		6,140,000	6,140,000	4,813,032	4,813,032	1,326,968			100.00%
06921060410500101919421	Teléfono	4,140,000			2,000,000		6,140,000	6,140,000	4,813,032	4,813,032	1,326,968			100.00%
06921060410500101919421	SGP	4,140,000			2,000,000		6,140,000	6,140,000	4,813,032	4,813,032	1,326,968			100.00%
06921060410500101919421	Servicio de Teléfono	4,140,000			2,000,000		6,140,000	6,140,000	4,813,032	4,813,032	1,326,968			100.00%
06921060410500101919421	IMPRESOS Y PUBLICA	4,000,000					4,000,000						4,000,000	0.00%
06921060410500101919421	Impresos y publicaciones	4,000,000					4,000,000						4,000,000	0.00%
06921060410500101919421	Impresos y publicaciones	4,000,000					4,000,000						4,000,000	0.00%
06921060410500101919421	SGP	4,000,000					4,000,000						4,000,000	0.00%
06921060410500101919421	Impresos y publicaciones	4,000,000					4,000,000						4,000,000	0.00%
06921060410500101919422	GASTOS DE INVERSI	27,943,400	38,941,569	20,000,000	35,000,000	1,387,998	80,496,971	44,079,661	24,939,771	24,939,771	19,139,890		36,417,310	54.76%
06921060410500101919422	PROYECTOS DE FORT	9,527,600	38,941,569	5,000,000	10,000,000	1,387,998	52,081,171	25,644,661	24,939,771	24,939,771	704,890		26,436,510	49.24%
06921060410500101919422	PROYECTOS DE FORT	9,527,600	38,941,569	5,000,000	10,000,000	1,387,998	52,081,171	25,644,661	24,939,771	24,939,771	704,890		26,436,510	49.24%
06921060410500101919422	PROYECTOS DE FORT	9,527,600	38,941,569	5,000,000	10,000,000	1,387,998	52,081,171	25,644,661	24,939,771	24,939,771	704,890		26,436,510	49.24%
06921060410500101919422	Transporte Escolar	1,527,600				1,387,998	139,602						139,602	0.00%
06921060410500101919422	Transporte Escolar	1,527,600				1,387,998	139,602						139,602	0.00%
06921060410500101919422	SGP	1,527,600				1,387,998	139,602						139,602	0.00%

RECURSOS ADMINISTRADOS <input checked="" type="checkbox"/>		RECURSOS DE LA NACIÓN <input type="checkbox"/>												
IDENTIFICACION PRESUPUESTAL	DESCRIPCIÓN	APROPIACION INICIAL	MODIFICACIONES			APROPIACION DEFINITIVA	COMPROMISOS	OBLIGACIONES	PAGOS	SALDO COMPROMISOS	SALDO OBLIGACIONES	SALDO APROPIACION	%EJEC	
			TRASLADOS		ADICIONES									REDUCCIONES
			CREDITOS	CONTRACRE										
06921060410500101919422	Transporte Escolar	1,527,600				1,387,998						139,602	0.00%	
06921060410500101919422	Actividades pedagógicas.	8,000,000		5,000,000	5,000,000	8,000,000						8,000,000	0.00%	
06921060410500101919422	Actividades pedagógicas	8,000,000		5,000,000	5,000,000	8,000,000						8,000,000	0.00%	
06921060410500101919422	SGP	8,000,000		5,000,000	5,000,000	8,000,000						8,000,000	0.00%	
06921060410500101919422	Actividades pedagógicas.	8,000,000		5,000,000	5,000,000	8,000,000						8,000,000	0.00%	
06921060410500101919422	PROYECTOS DE INFR	18,415,800		15,000,000	25,000,000	28,415,800	18,435,000			18,435,000		9,980,800	64.88%	
06921060410500101919422	PROYECTOS DE INFR	18,415,800		15,000,000	25,000,000	28,415,800	18,435,000			18,435,000		9,980,800	64.88%	
06921060410500101919422	PROYECTOS DE INFR	18,415,800		15,000,000	25,000,000	28,415,800	18,435,000			18,435,000		9,980,800	64.88%	
06921060410500101919422	Mantenimiento de infraes	18,415,800		15,000,000	25,000,000	28,415,800	18,435,000			18,435,000		9,980,800	64.88%	
06921060410500101919422	Mantenimiento de infraes	18,415,800		15,000,000	25,000,000	28,415,800	18,435,000			18,435,000		9,980,800	64.88%	
06921060410500101919422	SGP	18,415,800		15,000,000	25,000,000	28,415,800	18,435,000			18,435,000		9,980,800	64.88%	
06921060410500101919422	Mantenimiento de infraes	18,415,800		15,000,000	25,000,000	28,415,800	18,435,000			18,435,000		9,980,800	64.88%	

  
 EDWIN FERNEY MONTOYA VELÁSQUEZ  
 RECTOR

  
 DIANA MARIA ALZATE ECHAVARRIA  
 TESORERO


**INFORME EJECUCION DE INGRESOS - SECTOR DESCENTRALIZADO**

**CONTRALORIA GENERAL DE ANTIOQUIA**  
 Unidad de Contabilidad Presupuestal y del Tesoro  
 INSTITUCION EDUCATIVA EL PEDREGAL

Hoja No 1 de 1  
 Fecha: 09/12/2020  
 Mes Reportado: Noviembre  
 Vigencia Fiscal:

NIVEL	DESCRIPCION	PRESUPUESTO INICIAL	MODIFICACIONES				PRESUPUESTO DEFINITIVO	RECAUDO MES	RECAUDOS ACUMULADOS	SALDO	%EJECUCION
			ADICIONES	REDUCCIONES	CREDITOS	CONTRA CREDITOS					
06	DOCE DE OCTUBRE	107,497,600	77,645,638	1,387,998			183,755,240	36,866	174,727,970	9,027,270	0.02%
06921	921	107,497,600	77,645,638	1,387,998			183,755,240	36,866	174,727,970	9,027,270	0.02%
069210604	PEDREGAL	107,497,600	77,645,638	1,387,998			183,755,240	36,866	174,727,970	9,027,270	0.02%
06921060410500101919	INSTITUCION EDUCATIVA EL PEDREGAL	107,497,600	77,645,638	1,387,998			183,755,240	36,866	174,727,970	9,027,270	0.02%
06921060410500101919	INGRESOS	107,497,600	77,645,638	1,387,998			183,755,240	36,866	174,727,970	9,027,270	0.02%
06921060410500101919	INGRESOS CORRIENTES	107,457,600	30,339,270	1,387,998			136,408,872	33,700	127,386,561	9,022,311	0.02%
06921060410500101919	INGRESOS OPERACIONALES	11,752,600					11,752,600	33,700	2,730,289	9,022,311	0.29%
06921060410500101919	Ingresos por Contrato de Concesión	10,900,000					10,900,000		2,388,889	8,511,111	0.00%
06921060410500101919	Ingresos operacionales	10,900,000					10,900,000		2,388,889	8,511,111	0.00%
06921060410500101919	RECURSOS PROPIOS	10,900,000					10,900,000		2,388,889	8,511,111	0.00%
06921060410500101919	Ingresos por Contrato de Concesión	10,900,000					10,900,000		2,388,889	8,511,111	0.00%
06921060410500101919	Certificados egresados por fuera del sistema	852,600					852,600	33,700	341,400	511,200	3.95%
06921060410500101919	Ingresos operacionales	852,600					852,600	33,700	341,400	511,200	3.95%
06921060410500101919	RECURSOS PROPIOS	852,600					852,600	33,700	341,400	511,200	3.95%
06921060410500101919	Certificados egresados por fuera del sistema	852,600					852,600	33,700	341,400	511,200	3.95%
06921060410500101919	INGRESOS SGP GRATUIDAD	95,705,000	30,339,270	1,387,998			124,656,272		124,656,272		0.00%
06921060410500101919	Transferencias Nacionales SGP Gratuitas	95,705,000	30,339,270	1,387,998			124,656,272		124,656,272		0.00%
06921060410500101919	Gratuidad	95,705,000	30,339,270	1,387,998			124,656,272		124,656,272		0.00%
06921060410500101919	SGP	95,705,000	30,339,270	1,387,998			124,656,272		124,656,272		0.00%
06921060410500101919	Transferencias Nacionales SGP Gratuitas	95,705,000	30,339,270	1,387,998			124,656,272		124,656,272		0.00%
06921060410500101919	RECURSOS DE CAPITAL	40,000	47,306,368				47,346,368	3,166	47,341,409	4,959	0.01%
06921060410500101919	RECURSOS DEL BALANCE		47,306,368				47,306,368		47,306,368		0.00%
06921060410500101919	Otros Recursos del Balance		47,306,368				47,306,368		47,306,368		0.00%
06921060410500101919	Recursos de capital		47,306,368				47,306,368		47,306,368		0.00%
06921060410500101919	RECURSOS PROPIOS		12,082,726				12,082,726		12,082,726		0.00%
06921060410500101919	Otros Recursos del Balance recursos propios		12,082,726				12,082,726		12,082,726		0.00%
06921060410500101919	SGP		35,223,642				35,223,642		35,223,642		0.00%
06921060410500101919	Otros Recursos del Balance SGP		35,223,642				35,223,642		35,223,642		0.00%
06921060410500101919	INGRESOS FINANCIEROS	40,000					40,000	3,166	35,041	4,959	7.92%
06921060410500101919	Rendimientos de operaciones financieras	5,000					5,000	83	3,561	1,439	1.66%
06921060410500101919	Recursos de capital	5,000					5,000	83	3,561	1,439	1.66%
06921060410500101919	RECURSOS PROPIOS	5,000					5,000	83	3,561	1,439	1.66%
06921060410500101919	Rendimientos de operaciones financieras	5,000					5,000	83	3,561	1,439	1.66%
06921060410500101919	Rendimientos de operaciones financieras	35,000					35,000	3,083	31,480	3,520	8.81%
06921060410500101919	Recursos de capital	35,000					35,000	3,083	31,480	3,520	8.81%
06921060410500101919	SGP	35,000					35,000	3,083	31,480	3,520	8.81%
06921060410500101919	Rendimientos de operaciones financieras	35,000					35,000	3,083	31,480	3,520	8.81%


  
 EDWIN TERNEY MONTOYA VELASQUEZ  
 RECTOR

  
 DIANA MARIA ALZATE ECHAVARRÍA  
 TESORERO

RECURSOS ADMINISTRADOS <input checked="" type="checkbox"/>		RECURSOS DE LA NACIÓN <input type="checkbox"/>												
IDENTIFICACION PRESUPUESTAL	DESCRIPCIÓN	APROPIACION INICIAL	MODIFICACIONES				APROPIACION DEFINITIVA	COMPROMISOS	OBLIGACIONES	PAGOS	SALDO COMPROMISOS	SALDO OBLIGACIONES	SALDO APROPIACION	%EJEC
			TRASLADOS		ADICIONES	REDUCCIONES								
			CREDITOS	CONTRACRE										
06	DOCE DE OCTUBRE	107,497,600	39,841,569	39,841,569	77,645,638	1,387,998	183,755,240	119,966,899	76,071,618	75,221,618	43,895,281	850,000	63,788,341	65.29%
06921	921	107,497,600	39,841,569	39,841,569	77,645,638	1,387,998	183,755,240	119,966,899	76,071,618	75,221,618	43,895,281	850,000	63,788,341	65.29%
069210604	PEDREGAL	107,497,600	39,841,569	39,841,569	77,645,638	1,387,998	183,755,240	119,966,899	76,071,618	75,221,618	43,895,281	850,000	63,788,341	65.29%
069210604105001019194	INSTITUCION EDUCATIVA	107,497,600	39,841,569	39,841,569	77,645,638	1,387,998	183,755,240	119,966,899	76,071,618	75,221,618	43,895,281	850,000	63,788,341	65.29%
0692106041050010191942	GASTOS	107,497,600	39,841,569	39,841,569	77,645,638	1,387,998	183,755,240	119,966,899	76,071,618	75,221,618	43,895,281	850,000	63,788,341	65.29%
06921060410500101919421	GASTOS DE FUNCIONAMIENTO	79,554,200	900,000	19,841,569	42,645,638		103,258,269	71,587,244	51,131,847	50,281,847	20,455,397	850,000	31,671,025	69.33%
06921060410500101919421	GASTOS DE PERSONAL	27,136,800		900,000	3,550,000		29,786,800	20,806,309	14,659,710	13,809,710	6,146,599	850,000	8,980,491	69.85%
06921060410500101919421	CONTRATACION DE SERVICIOS	27,136,800		900,000	3,550,000		29,786,800	20,806,309	14,659,710	13,809,710	6,146,599	850,000	8,980,491	69.85%
06921060410500101919421	CONTRATACION DE SERVICIOS	27,136,800		900,000	3,550,000		29,786,800	20,806,309	14,659,710	13,809,710	6,146,599	850,000	8,980,491	69.85%
06921060410500101919421	Remuneración servicios técnicos	19,486,800		900,000			18,586,800	9,616,309	4,413,710	4,413,710	5,202,599		8,970,491	51.74%
06921060410500101919421	Contratación de servicios	19,486,800		900,000			18,586,800	9,616,309	4,413,710	4,413,710	5,202,599		8,970,491	51.74%
06921060410500101919421	SGP	19,486,800		900,000			18,586,800	9,616,309	4,413,710	4,413,710	5,202,599		8,970,491	51.74%
06921060410500101919421	Remuneración servicios técnicos	19,486,800		900,000			18,586,800	9,616,309	4,413,710	4,413,710	5,202,599		8,970,491	51.74%
06921060410500101919421	Prestación de servicios profesionales	7,650,000			3,550,000		11,200,000	11,190,000	10,246,000	9,396,000	944,000	850,000	10,000	99.91%
06921060410500101919421	Contratación de servicios	7,650,000			3,550,000		11,200,000	11,190,000	10,246,000	9,396,000	944,000	850,000	10,000	99.91%
06921060410500101919421	SGP	7,650,000			3,550,000		11,200,000	11,190,000	10,246,000	9,396,000	944,000	850,000	10,000	99.91%
06921060410500101919421	Prestación de servicios profesionales	7,650,000			3,550,000		11,200,000	11,190,000	10,246,000	9,396,000	944,000	850,000	10,000	99.91%
06921060410500101919421	GASTOS GENERALES	52,417,400	900,000	18,941,569	39,095,638		73,471,469	50,780,935	36,472,137	36,472,137	14,308,798		22,690,534	69.12%
06921060410500101919421	ADQUISICIÓN DE BIENES	44,277,400	800,000	18,941,569	37,095,638		63,231,469	41,341,620	31,182,984	31,182,984	10,158,636		21,889,849	65.38%
06921060410500101919421	ADQUISICIÓN DE BIENES	44,277,400	800,000	18,941,569	37,095,638		63,231,469	41,341,620	31,182,984	31,182,984	10,158,636		21,889,849	65.38%
06921060410500101919421	Compra de Equipos	15,957,000		15,000,000	21,339,270		22,296,270	21,831,497	12,417,861	12,417,861	9,413,636		464,773	97.92%
06921060410500101919421	Adquisición de bienes	15,957,000		15,000,000	21,339,270		22,296,270	21,831,497	12,417,861	12,417,861	9,413,636		464,773	97.92%
06921060410500101919421	SGP	15,957,000		15,000,000	21,339,270		22,296,270	21,831,497	12,417,861	12,417,861	9,413,636		464,773	97.92%
06921060410500101919421	Compra de Equipos	15,957,000		15,000,000	21,339,270		22,296,270	21,831,497	12,417,861	12,417,861	9,413,636		464,773	97.92%
06921060410500101919421	Materiales y suministros	28,320,400	800,000	3,941,569	15,756,368		40,935,199	19,510,123	18,765,123	18,765,123	745,000		21,425,076	47.66%
06921060410500101919421	Adquisición de bienes	28,320,400	800,000	3,941,569	15,756,368		40,935,199	19,510,123	18,765,123	18,765,123	745,000		21,425,076	47.66%
06921060410500101919421	INGRESOS PROPIOS	11,757,600			12,082,726		23,840,326	12,082,726	12,082,726	12,082,726			11,757,600	50.68%
06921060410500101919421	Materiales y suministros	11,757,600			12,082,726		23,840,326	12,082,726	12,082,726	12,082,726			11,757,600	50.68%
06921060410500101919421	SGP	16,562,800	800,000	3,941,569	3,673,642		17,094,873	7,427,397	6,682,397	6,682,397	745,000		9,667,476	43.45%
06921060410500101919421	Materiales y suministros	16,562,800	800,000	3,941,569	3,673,642		17,094,873	7,427,397	6,682,397	6,682,397	745,000		9,667,476	43.45%
06921060410500101919421	ADQUISICIÓN DE SERVICIOS	8,140,000	100,000		2,000,000		10,240,000	9,439,315	5,289,153	5,289,153	4,150,162		800,685	92.18%
06921060410500101919421	SERVICIOS PUBLICOS	4,140,000	100,000		2,000,000		6,240,000	6,240,000	5,289,153	5,289,153	950,847			100.00%
06921060410500101919421	Servicio de Teléfono	4,140,000			2,000,000		6,140,000	6,140,000	5,282,094	5,282,094	857,906			100.00%
06921060410500101919421	Teléfono	4,140,000			2,000,000		6,140,000	6,140,000	5,282,094	5,282,094	857,906			100.00%
06921060410500101919421	SGP	4,140,000			2,000,000		6,140,000	6,140,000	5,282,094	5,282,094	857,906			100.00%
06921060410500101919421	Servicio de Teléfono	4,140,000			2,000,000		6,140,000	6,140,000	5,282,094	5,282,094	857,906			100.00%
06921060410500101919421	IMPRESOS Y PUBLICACIONES	4,000,000					4,000,000	3,199,315			3,199,315		800,685	79.98%
06921060410500101919421	Impresos y publicaciones	4,000,000					4,000,000	3,199,315			3,199,315		800,685	79.98%
06921060410500101919421	Impresos y publicaciones	4,000,000					4,000,000	3,199,315			3,199,315		800,685	79.98%
06921060410500101919421	SGP	4,000,000					4,000,000	3,199,315			3,199,315		800,685	79.98%
06921060410500101919421	Impresos y publicaciones	4,000,000					4,000,000	3,199,315			3,199,315		800,685	79.98%
06921060410500101919422	GASTOS DE INVERSIÓN	27,943,400	38,941,569	20,000,000	35,000,000	1,387,998	80,496,971	48,379,655	24,939,771	24,939,771	23,439,884		32,117,316	60.10%
06921060410500101919422	PROYECTOS DE FORTALECIMIENTO	9,527,600	38,941,569	5,000,000	10,000,000	1,387,998	52,081,171	29,944,655	24,939,771	24,939,771	5,004,884		22,136,516	57.50%
06921060410500101919422	PROYECTOS DE FORTALECIMIENTO	9,527,600	38,941,569	5,000,000	10,000,000	1,387,998	52,081,171	29,944,655	24,939,771	24,939,771	5,004,884		22,136,516	57.50%
06921060410500101919422	PROYECTOS DE FORTALECIMIENTO	9,527,600	38,941,569	5,000,000	10,000,000	1,387,998	52,081,171	29,944,655	24,939,771	24,939,771	5,004,884		22,136,516	57.50%
06921060410500101919422	Transporte Escolar	1,527,600				1,387,998	139,602						139,602	0.00%
06921060410500101919422	Transporte Escolar	1,527,600				1,387,998	139,602						139,602	0.00%
06921060410500101919422	SGP	1,527,600				1,387,998	139,602						139,602	0.00%

RECURSOS ADMINISTRADOS <input checked="" type="checkbox"/>		RECURSOS DE LA NACIÓN <input type="checkbox"/>												
IDENTIFICACION PRESUPUESTAL	DESCRIPCIÓN	APROPIACION INICIAL	MODIFICACIONES				APROPIACION DEFINITIVA	COMPROMISOS	OBLIGACIONES	PAGOS	SALDO COMPROMISOS	SALDO OBLIGACIONES	SALDO APROPIACION	%EJEC
			TRASLADOS		ADICIONES	REDUCCIONES								
			CREDITOS	CONTRACRE										
06921060410500101919422	Transporte Escolar	1,527,600				1,387,998	139,602					139,602	0.00%	
06921060410500101919422	Actividades pedagógicas,	8,000,000		5,000,000	5,000,000		8,000,000					8,000,000	0.00%	
06921060410500101919422	Actividades pedagógicas	8,000,000		5,000,000	5,000,000		8,000,000					8,000,000	0.00%	
06921060410500101919422	SGP	8,000,000		5,000,000	5,000,000		8,000,000					8,000,000	0.00%	
06921060410500101919422	Actividades pedagógicas,	8,000,000		5,000,000	5,000,000		8,000,000					8,000,000	0.00%	
06921060410500101919422	PROYECTOS DE INFR	18,415,800		15,000,000	25,000,000		28,415,800	18,435,000			18,435,000	9,980,800	64.88%	
06921060410500101919422	PROYECTOS DE INFR	18,415,800		15,000,000	25,000,000		28,415,800	18,435,000			18,435,000	9,980,800	64.88%	
06921060410500101919422	PROYECTOS DE INFR	18,415,800		15,000,000	25,000,000		28,415,800	18,435,000			18,435,000	9,980,800	64.88%	
06921060410500101919422	Mantenimiento de infraes	18,415,800		15,000,000	25,000,000		28,415,800	18,435,000			18,435,000	9,980,800	64.88%	
06921060410500101919422	Mantenimiento de infraes	18,415,800		15,000,000	25,000,000		28,415,800	18,435,000			18,435,000	9,980,800	64.88%	
06921060410500101919422	SGP	18,415,800		15,000,000	25,000,000		28,415,800	18,435,000			18,435,000	9,980,800	64.88%	
06921060410500101919422	Mantenimiento de infraes	18,415,800		15,000,000	25,000,000		28,415,800	18,435,000			18,435,000	9,980,800	64.88%	

  
 EDWIN FERNEY MONTOYA VELASQUEZ  
 RECTOR

  
 DIANA MARIA ALZATE ECHAVARRIA  
 TESORERO


**INFORME EJECUCION DE INGRESOS - SECTOR DESCENTRALIZADO**

**CONTRALORIA GENERAL DE ANTIOQUIA**  
 Unidad de Contabilidad Presupuestal y del Tesoro  
 INSTITUCION EDUCATIVA EL PEDREGAL

Hoja No 1 de 1  
 Fecha: 11/01/2021  
 Mes Reportado: Diciembre  
 Vigencia Fiscal:

NIVEL	DESCRIPCION	PRESUPUESTO INICIAL	MODIFICACIONES				PRESUPUESTO DEFINITIVO	RECAUDO MES	RECAUDOS ACUMULADOS	SALDO	%EJECUCION
			ADICIONES	REDUCCIONES	CREDITOS	CONTRA CREDITOS					
06	DOCE DE OCTUBRE	107,497.600	77,645,638	1,387,998		183,755,240	9,558	174,737,528	9,017,712	0.01%	
06921	921	107,497.600	77,645,638	1,387,998		183,755,240	9,558	174,737,528	9,017,712	0.01%	
069210604	PEDREGAL	107,497.600	77,645,638	1,387,998		183,755,240	9,558	174,737,528	9,017,712	0.01%	
06921060410500101919	INSTITUCION EDUCATIVA EL PEDR	107,497.600	77,645,638	1,387,998		183,755,240	9,558	174,737,528	9,017,712	0.01%	
06921060410500101919	INGRESOS	107,497.600	77,645,638	1,387,998		183,755,240	9,558	174,737,528	9,017,712	0.01%	
06921060410500101919	INGRESOS CORRIENTES	107,457.600	30,339,270	1,387,998		136,408,872	4,200	127,390,761	9,018,111	0.00%	
06921060410500101919	INGRESOS OPERACIONALES	11,752.600				11,752,600	4,200	2,734,489	9,018,111	0.04%	
06921060410500101919	Ingresos por Contrato de Concesión	10,900,000				10,900,000		2,388,889	8,511,111	0.00%	
06921060410500101919	Ingresos operacionales	10,900,000				10,900,000		2,388,889	8,511,111	0.00%	
06921060410500101919	RECURSOS PROPIOS	10,900,000				10,900,000		2,388,889	8,511,111	0.00%	
06921060410500101919	Ingresos por Contrato de Concesión	10,900,000				10,900,000		2,388,889	8,511,111	0.00%	
06921060410500101919	Certificados egresados por fuera del siste	852.600				852,600	4,200	345,600	507,000	0.49%	
06921060410500101919	Ingresos operacionales	852.600				852,600	4,200	345,600	507,000	0.49%	
06921060410500101919	RECURSOS PROPIOS	852.600				852,600	4,200	345,600	507,000	0.49%	
06921060410500101919	Certificados egresados por fuera del siste	852.600				852,600	4,200	345,600	507,000	0.49%	
06921060410500101919	INGRESOS SGP GRATUIDAD	95,705.000	30,339,270	1,387,998		124,656,272		124,656,272		0.00%	
06921060410500101919	Transferencias Nacionales SGP Gratuidad	95,705.000	30,339,270	1,387,998		124,656,272		124,656,272		0.00%	
06921060410500101919	Gratuidad	95,705.000	30,339,270	1,387,998		124,656,272		124,656,272		0.00%	
06921060410500101919	SGP	95,705.000	30,339,270	1,387,998		124,656,272		124,656,272		0.00%	
06921060410500101919	Transferencias Nacionales SGP Gratuidad	95,705.000	30,339,270	1,387,998		124,656,272		124,656,272		0.00%	
06921060410500101919	RECURSOS DE CAPITAL	40,000	47,306,368			47,346,368	5,358	47,346,767	(399)	0.01%	
06921060410500101919	RECURSOS DEL BALANCE		47,306,368			47,306,368		47,306,368		0.00%	
06921060410500101919	Otros Recursos del Balance		47,306,368			47,306,368		47,306,368		0.00%	
06921060410500101919	Recursos de capital		47,306,368			47,306,368		47,306,368		0.00%	
06921060410500101919	RECURSOS PROPIOS		12,082,726			12,082,726		12,082,726		0.00%	
06921060410500101919	Otros Recursos del Balance recursos prop		12,082,726			12,082,726		12,082,726		0.00%	
06921060410500101919	SGP		35,223,642			35,223,642		35,223,642		0.00%	
06921060410500101919	Otros Recursos del Balance SGP		35,223,642			35,223,642		35,223,642		0.00%	
06921060410500101919	INGRESOS FINANCIEROS	40,000				40,000	5,358	40,399	(399)	13.40%	
06921060410500101919	Rendimientos de operaciones financieras	5,000				5,000	166	3,727	1,273	3.32%	
06921060410500101919	Recursos de capital	5,000				5,000	166	3,727	1,273	3.32%	
06921060410500101919	RECURSOS PROPIOS	5,000				5,000	166	3,727	1,273	3.32%	
06921060410500101919	Rendimientos de operaciones financieras	5,000				5,000	166	3,727	1,273	3.32%	
06921060410500101919	Rendimientos de operaciones financieras	35,000				35,000	5,192	36,672	(1,672)	14.83%	
06921060410500101919	Recursos de capital	35,000				35,000	5,192	36,672	(1,672)	14.83%	
06921060410500101919	SGP	35,000				35,000	5,192	36,672	(1,672)	14.83%	
06921060410500101919	Rendimientos de operaciones financieras	35,000				35,000	5,192	36,672	(1,672)	14.83%	

  
 EDWIN FERNEY MONTOYA VELÁSQUEZ  
 RECTOR


  
 DIANA MARIA ALZATE ECHAVARRÍA  
 TESORERO

RECURSOS ADMINISTRADOS <input checked="" type="checkbox"/>		RECURSOS DE LA NACIÓN <input type="checkbox"/>												
IDENTIFICACION PRESUPUESTAL	DESCRIPCIÓN	APROPIACION INICIAL	MODIFICACIONES				APROPIACION DEFINITIVA	COMPROMISOS	OBLIGACIONES	PAGOS	SALDO COMPROMISOS	SALDO OBLIGACIONES	SALDO APROPIACION	%EJEC
			TRASLADOS		ADICIONES	REDUCCIONES								
			CREDITOS	CONTRACRE										
06	DOCE DE OCTUBRE	107,497,600	39,841,569	39,841,569	77,645,638	1,387,998	183,755,240	117,014,702	117,014,702	116,164,702		850,000	66,740,538	63.68%
06921	921	107,497,600	39,841,569	39,841,569	77,645,638	1,387,998	183,755,240	117,014,702	117,014,702	116,164,702		850,000	66,740,538	63.68%
069210604	PEDREGAL	107,497,600	39,841,569	39,841,569	77,645,638	1,387,998	183,755,240	117,014,702	117,014,702	116,164,702		850,000	66,740,538	63.68%
069210604105001019194	INSTITUCION EDUCA	107,497,600	39,841,569	39,841,569	77,645,638	1,387,998	183,755,240	117,014,702	117,014,702	116,164,702		850,000	66,740,538	63.68%
0692106041050010191942	GASTOS	107,497,600	39,841,569	39,841,569	77,645,638	1,387,998	183,755,240	117,014,702	117,014,702	116,164,702		850,000	66,740,538	63.68%
06921060410500101919421	GASTOS DE FUNCION	79,554,200		19,841,569	42,645,638		103,258,269	71,011,459	71,011,459	70,161,459		850,000	32,246,810	68.77%
06921060410500101919421	GASTOS DE PERSONA	27,136,800		900,000	3,550,000		29,786,800	20,712,309	20,712,309	19,862,309		850,000	9,074,491	69.54%
06921060410500101919421	CONTRATAACION DE S	27,136,800		900,000	3,550,000		29,786,800	20,712,309	20,712,309	19,862,309		850,000	9,074,491	69.54%
06921060410500101919421	CONTRATAACION DE S	27,136,800		900,000	3,550,000		29,786,800	20,712,309	20,712,309	19,862,309		850,000	9,074,491	69.54%
06921060410500101919421	Remuneración servicios t	19,486,800		900,000			18,586,800	9,616,309	9,616,309	9,616,309			8,970,491	51.74%
06921060410500101919421	Contratacion de servicios	19,486,800		900,000			18,586,800	9,616,309	9,616,309	9,616,309			8,970,491	51.74%
06921060410500101919421	SGP	19,486,800		900,000			18,586,800	9,616,309	9,616,309	9,616,309			8,970,491	51.74%
06921060410500101919421	Remuneración servicios t	19,486,800		900,000			18,586,800	9,616,309	9,616,309	9,616,309			8,970,491	51.74%
06921060410500101919421	Prestación de servicios pr	7,650,000			3,550,000		11,200,000	11,096,000	11,096,000	10,246,000		850,000	104,000	99.07%
06921060410500101919421	Contratacion de servicios	7,650,000			3,550,000		11,200,000	11,096,000	11,096,000	10,246,000		850,000	104,000	99.07%
06921060410500101919421	SGP	7,650,000			3,550,000		11,200,000	11,096,000	11,096,000	10,246,000		850,000	104,000	99.07%
06921060410500101919421	Prestación de servicios pr	7,650,000			3,550,000		11,200,000	11,096,000	11,096,000	10,246,000		850,000	104,000	99.07%
06921060410500101919421	GASTOS GENERALES	52,417,400	900,000	18,941,569	39,095,638		73,471,469	50,299,150	50,299,150	50,299,150			23,172,319	68.46%
06921060410500101919421	ADQUISICIÓN DE BIE	44,277,400	800,000	18,941,569	37,095,638		63,231,469	41,341,620	41,341,620	41,341,620			21,889,849	65.38%
06921060410500101919421	ADQUISICIÓN DE BIE	44,277,400	800,000	18,941,569	37,095,638		63,231,469	41,341,620	41,341,620	41,341,620			21,889,849	65.38%
06921060410500101919421	Compra de Equipos	15,957,000		15,000,000	21,339,270		22,296,270	21,831,497	21,831,497	21,831,497			464,773	97.92%
06921060410500101919421	Adquisicion de bienes	15,957,000		15,000,000	21,339,270		22,296,270	21,831,497	21,831,497	21,831,497			464,773	97.92%
06921060410500101919421	SGP	15,957,000		15,000,000	21,339,270		22,296,270	21,831,497	21,831,497	21,831,497			464,773	97.92%
06921060410500101919421	Compra de Equipos	15,957,000		15,000,000	21,339,270		22,296,270	21,831,497	21,831,497	21,831,497			464,773	97.92%
06921060410500101919421	Materiales y suministros	28,320,400	800,000	3,941,569	15,756,368		40,935,199	19,510,123	19,510,123	19,510,123			21,425,076	47.66%
06921060410500101919421	Adquisicion de bienes	28,320,400	800,000	3,941,569	15,756,368		40,935,199	19,510,123	19,510,123	19,510,123			21,425,076	47.66%
06921060410500101919421	INGRESOS PROPIOS	11,757,600			12,082,726		23,840,326	12,082,726	12,082,726	12,082,726			11,757,600	50.68%
06921060410500101919421	Materiales y suministros	11,757,600			12,082,726		23,840,326	12,082,726	12,082,726	12,082,726			11,757,600	50.68%
06921060410500101919421	SGP	16,562,800	800,000	3,941,569	3,673,642		17,094,873	7,427,397	7,427,397	7,427,397			9,667,476	43.45%
06921060410500101919421	Materiales y suministros	16,562,800	800,000	3,941,569	3,673,642		17,094,873	7,427,397	7,427,397	7,427,397			9,667,476	43.45%
06921060410500101919421	ADQUISICIÓN DE SER	8,140,000	100,000		2,000,000		10,240,000	8,957,530	8,957,530	8,957,530			1,282,470	87.48%
06921060410500101919421	SERVICIOS PUBLICOS	4,140,000	100,000		2,000,000		6,240,000	5,758,215	5,758,215	5,758,215			481,785	92.28%
06921060410500101919421	Servicio de Teléfono	4,140,000			2,000,000		6,140,000	5,751,156	5,751,156	5,751,156			388,844	93.67%
06921060410500101919421	Teléfono	4,140,000			2,000,000		6,140,000	5,751,156	5,751,156	5,751,156			388,844	93.67%
06921060410500101919421	SGP	4,140,000			2,000,000		6,140,000	5,751,156	5,751,156	5,751,156			388,844	93.67%
06921060410500101919421	Servicio de Teléfono	4,140,000			2,000,000		6,140,000	5,751,156	5,751,156	5,751,156			388,844	93.67%
06921060410500101919421	IMPRESOS Y PUBLICA	4,000,000					4,000,000	3,199,315	3,199,315	3,199,315			800,685	79.98%
06921060410500101919421	Impresos y publicaciones	4,000,000					4,000,000	3,199,315	3,199,315	3,199,315			800,685	79.98%
06921060410500101919421	Impresos y publicaciones	4,000,000					4,000,000	3,199,315	3,199,315	3,199,315			800,685	79.98%
06921060410500101919421	SGP	4,000,000					4,000,000	3,199,315	3,199,315	3,199,315			800,685	79.98%
06921060410500101919421	Impresos y publicaciones	4,000,000					4,000,000	3,199,315	3,199,315	3,199,315			800,685	79.98%
06921060410500101919422	GASTOS DE INVERSI	27,943,400	38,941,569	20,000,000	35,000,000	1,387,998	80,496,971	46,003,243	46,003,243	46,003,243			34,493,728	57.15%
06921060410500101919422	PROYECTOS DE FORT	9,527,600	38,941,569	5,000,000	10,000,000	1,387,998	52,081,171	27,568,243	27,568,243	27,568,243			24,512,928	52.93%
06921060410500101919422	PROYECTOS DE FORT	9,527,600	38,941,569	5,000,000	10,000,000	1,387,998	52,081,171	27,568,243	27,568,243	27,568,243			24,512,928	52.93%
06921060410500101919422	PROYECTOS DE FORT	9,527,600	38,941,569	5,000,000	10,000,000	1,387,998	52,081,171	27,568,243	27,568,243	27,568,243			24,512,928	52.93%
06921060410500101919422	Transporte Escolar	1,527,600				1,387,998	139,602						139,602	0.00%
06921060410500101919422	Transporte Escolar	1,527,600				1,387,998	139,602						139,602	0.00%
06921060410500101919422	SGP	1,527,600				1,387,998	139,602						139,602	0.00%



RECURSOS ADMINISTRADOS <input checked="" type="checkbox"/>		RECURSOS DE LA NACIÓN <input type="checkbox"/>												
IDENTIFICACION PRESUPUESTAL	DESCRIPCIÓN	APROPIACION INICIAL	MODIFICACIONES				APROPIACION DEFINITIVA	COMPROMISOS	OBLIGACIONES	PAGOS	SALDO COMPROMISOS	SALDO OBLIGACIONES	SALDO APROPIACION	%EJEC
			TRASLADOS		ADICIONES	REDUCCIONES								
			CREDITOS	CONTRACRE										
06921060410500101919422	Transporte Escolar	1,527,600				1,387,998	139,602					139,602	0.00%	
06921060410500101919422	Actividades pedagógicas,	8,000,000		5,000,000	5,000,000		8,000,000					8,000,000	0.00%	
06921060410500101919422	Actividades pedagógicas	8,000,000		5,000,000	5,000,000		8,000,000					8,000,000	0.00%	
06921060410500101919422	SGP	8,000,000		5,000,000	5,000,000		8,000,000					8,000,000	0.00%	
06921060410500101919422	Actividades pedagógicas,	8,000,000		5,000,000	5,000,000		8,000,000					8,000,000	0.00%	
06921060410500101919422	PROYECTOS DE INFR	18,415,800		15,000,000	25,000,000		28,415,800	18,435,000	18,435,000	18,435,000		9,980,800	64.88%	
06921060410500101919422	PROYECTOS DE INFR	18,415,800		15,000,000	25,000,000		28,415,800	18,435,000	18,435,000	18,435,000		9,980,800	64.88%	
06921060410500101919422	Mantenimiento de infraes	18,415,800		15,000,000	25,000,000		28,415,800	18,435,000	18,435,000	18,435,000		9,980,800	64.88%	
06921060410500101919422	Mantenimiento de infraes	18,415,800		15,000,000	25,000,000		28,415,800	18,435,000	18,435,000	18,435,000		9,980,800	64.88%	
06921060410500101919422	SGP	18,415,800		15,000,000	25,000,000		28,415,800	18,435,000	18,435,000	18,435,000		9,980,800	64.88%	
06921060410500101919422	Mantenimiento de infraes	18,415,800		15,000,000	25,000,000		28,415,800	18,435,000	18,435,000	18,435,000		9,980,800	64.88%	

  
 EDWIN FERNEY MONTOYA VELASQUEZ  
 RECTOR

  
 DIANA MARIA ALZATE ECHAVARRIA  
 TESORERO


**INFORME EJECUCION DE INGRESOS - SECTOR DESCENTRALIZADO**

**CONTRALORIA GENERAL DE ANTIOQUIA**  
 Unidad de Contabilidad Presupuestal y del Tesoro  
 INSTITUCION EDUCATIVA EL PEDREGAL

Hoja No 1 de 1  
 Fecha: 10/02/2021  
 Mes Reportado: Enero  
 Vigencia Fiscal:

NIVEL	DESCRIPCION	PRESUPUESTO INICIAL	MODIFICACIONES				PRESUPUESTO DEFINITIVO	RECAUDO MES	RECAUDOS ACUMULADOS	SALDO	%EJECUCION
			ADICIONES	REDUCCIONES	CREDITOS	CONTRA CREDITOS					
06	DOCE DE OCTUBRE	106,109,602					106,109,602	26,160	26,160	106,083,442	0.02%
06921	921	106,109,602					106,109,602	26,160	26,160	106,083,442	0.02%
069210604	PEDREGAL	106,109,602					106,109,602	26,160	26,160	106,083,442	0.02%
06921060410500101919	INSTITUCION EDUCATIVA EL PEDR	106,109,602					106,109,602	26,160	26,160	106,083,442	0.02%
06921060410500101919	INGRESOS	106,109,602					106,109,602	26,160	26,160	106,083,442	0.02%
06921060410500101919	INGRESOS CORRIENTES	106,069,602					106,069,602	26,160	26,160	106,043,442	0.02%
06921060410500101919	INGRESOS OPERACIONALES	11,752,600					11,752,600	26,160	26,160	11,726,440	0.22%
06921060410500101919	Ingresos por Contrato de Concesión	10,900,000					10,900,000			10,900,000	0.00%
06921060410500101919	Ingresos por Contrato de Concesión	10,900,000					10,900,000			10,900,000	0.00%
06921060410500101919	Certificados egresados por fuera del siste	852,600					852,600	26,160	26,160	826,440	3.07%
06921060410500101919	Certificados egresados por fuera del siste	852,600					852,600	26,160	26,160	826,440	3.07%
06921060410500101919	INGRESOS SGP GRATUIDAD	94,317,002					94,317,002			94,317,002	0.00%
06921060410500101919	Transferencias Nacionales SGP Gratuitada	94,317,002					94,317,002			94,317,002	0.00%
06921060410500101919	Transferencias Nacionales SGP Gratuitada	94,317,002					94,317,002			94,317,002	0.00%
06921060410500101919	RECURSOS DE CAPITAL	40,000					40,000			40,000	0.00%
06921060410500101919	INGRESOS FINANCIEROS	40,000					40,000			40,000	0.00%
06921060410500101919	Rendimientos de operaciones financieras	5,000					5,000			5,000	0.00%
06921060410500101919	Rendimientos de operaciones financieras	5,000					5,000			5,000	0.00%
06921060410500101919	Rendimientos de operaciones financieras	35,000					35,000			35,000	0.00%
06921060410500101919	Rendimientos de operaciones financieras	35,000					35,000			35,000	0.00%


  
 FERNY FERNEY MONTOYA VELÁSQUEZ  
 RECTOR

  
 DIANA MARIA ALZATE ECHAVARRIA  
 TESORERO

RECURSOS ADMINISTRADOS <input checked="" type="checkbox"/>		RECURSOS DE LA NACIÓN <input type="checkbox"/>												
IDENTIFICACION PRESUPUESTAL	DESCRIPCIÓN	APROPIACION INICIAL	MODIFICACIONES				APROPIACION DEFINITIVA	COMPROMISOS	OBLIGACIONES	PAGOS	SALDO COMPROMISOS	SALDO OBLIGACIONES	SALDO APROPIACION	%EJEC
			TRASLADOS		ADICIONES	REDUCCIONES								
			CREDITOS	CONTRACRE										
06	DOCE DE OCTUBRE	106,109,602					106,109,602						106,109,602	0.00%
06921	921	106,109,602					106,109,602						106,109,602	0.00%
069210604	PEDREGAL	106,109,602					106,109,602						106,109,602	0.00%
069210604105001019194	INSTITUCION EDUCA	106,109,602					106,109,602						106,109,602	0.00%
0692106041050010191942	GASTOS	106,109,602					106,109,602						106,109,602	0.00%
06921060410500101919421	GASTOS DE FUNCION	77,109,602					77,109,602						77,109,602	0.00%
06921060410500101919421	GASTOS DE PERSONA	24,950,000					24,950,000						24,950,000	0.00%
06921060410500101919421	CONTRATAACION DE S	24,950,000					24,950,000						24,950,000	0.00%
06921060410500101919421	CONTRATAACION DE S	24,950,000					24,950,000						24,950,000	0.00%
06921060410500101919421	Remuneración servicios t	17,300,000					17,300,000						17,300,000	0.00%
06921060410500101919421	Remuneración servicios t	17,300,000					17,300,000						17,300,000	0.00%
06921060410500101919421	Prestación de servicios pr	7,650,000					7,650,000						7,650,000	0.00%
06921060410500101919421	Prestación de servicios pr	7,650,000					7,650,000						7,650,000	0.00%
06921060410500101919421	GASTOS GENERALES	52,159,602					52,159,602						52,159,602	0.00%
06921060410500101919421	ADQUISICIÓN DE BIE	43,839,602					43,839,602						43,839,602	0.00%
06921060410500101919421	ADQUISICIÓN DE BIE	43,839,602					43,839,602						43,839,602	0.00%
06921060410500101919421	Compra de Equipos	14,550,000					14,550,000						14,550,000	0.00%
06921060410500101919421	Compra de Equipos	14,550,000					14,550,000						14,550,000	0.00%
06921060410500101919421	Materiales y suministros	29,289,602					29,289,602						29,289,602	0.00%
06921060410500101919421	Materiales y suministros	11,757,600					11,757,600						11,757,600	0.00%
06921060410500101919421	Materiales y suministros	17,532,002					17,532,002						17,532,002	0.00%
06921060410500101919421	ADQUISICIÓN DE SER	8,320,000					8,320,000						8,320,000	0.00%
06921060410500101919421	SERVICIOS PUBLICOS	4,320,000					4,320,000						4,320,000	0.00%
06921060410500101919421	Servicio de Teléfono	4,320,000					4,320,000						4,320,000	0.00%
06921060410500101919421	Servicio de Teléfono	4,320,000					4,320,000						4,320,000	0.00%
06921060410500101919421	IMPRESOS Y PUBLICA	4,000,000					4,000,000						4,000,000	0.00%
06921060410500101919421	Impresos y publicaciones	4,000,000					4,000,000						4,000,000	0.00%
06921060410500101919421	Impresos y publicaciones	4,000,000					4,000,000						4,000,000	0.00%
06921060410500101919422	GASTOS DE INVERSI	29,000,000					29,000,000						29,000,000	0.00%
06921060410500101919422	PROYECTOS DE FORT	14,000,000					14,000,000						14,000,000	0.00%
06921060410500101919422	PROYECTOS DE FORT	14,000,000					14,000,000						14,000,000	0.00%
06921060410500101919422	PROYECTOS DE FORT	14,000,000					14,000,000						14,000,000	0.00%
06921060410500101919422	Actividades pedagógicas,	5,000,000					5,000,000						5,000,000	0.00%
06921060410500101919422	Actividades pedagógicas,	5,000,000					5,000,000						5,000,000	0.00%
06921060410500101919422	Dotacion institucional de	9,000,000					9,000,000						9,000,000	0.00%
06921060410500101919422	Dotacion institucional de	9,000,000					9,000,000						9,000,000	0.00%
06921060410500101919422	PROYECTOS DE INFR	15,000,000					15,000,000						15,000,000	0.00%
06921060410500101919422	PROYECTOS DE INFR	15,000,000					15,000,000						15,000,000	0.00%
06921060410500101919422	PROYECTOS DE INFR	15,000,000					15,000,000						15,000,000	0.00%
06921060410500101919422	Mantenimiento de infraes	15,000,000					15,000,000						15,000,000	0.00%

RECURSOS ADMINISTRADOS <input checked="" type="checkbox"/>			RECURSOS DE LA NACIÓN <input type="checkbox"/>											
IDENTIFICACION PRESUPUESTAL	DESCRIPCIÓN	APROPIACION INICIAL	MODIFICACIONES				APROPIACION DEFINITIVA	COMPROMISOS	OBLIGACIONES	PAGOS	SALDO COMPROMISOS	SALDO OBLIGACIONES	SALDO APROPIACION	%EJEC
			TRASLADOS		ADICIONES	REDUCCIONES								
			CREDITOS	CONTRACRE										
06921060410500101919422	Mantenimiento de infraes	15,000,000					15,000,000						15,000,000	0.00%

  
 EDWIN FERNEY MONTOYA VELÁSQUEZ  
 RECTOR

  
 DIANA MARIA ALZATE ECHAVARRÍA  
 TESORERO