



**INSTITUCIÓN EDUCATIVA
CONCEJO MUNICIPAL DE ITAGÜÍ**
"Propiciando la formación integral del ser"



ÁREA: INGLÉS



GRADO:
GUÍA No: 1
DURACIÓN: 10 semanas
ANALISTA: YENLY GONZÁLEZ PEREA

MATRIZ DE REFERENCIA


Estándares	Competencias	Aprendizaje	Evidencia
I understand basic information on topics related to my daily activities and my environment.	Communicative Linguistic Sociolinguistic Pragmatic	Produces simple texts with different functions (describes, narrates, argues), on personal topics and related to other subjects.	❖ Describes human actions in his/her personal environment. ❖ Describes people and places of his/her daily life in present simple.
I understand basic information in simple formats and documents.	Communicative Linguistic Sociolinguistic Pragmatic	Understands and designs basic formats on personal information	Introduces himself/herself and other people of his/her environment.

TABLA DE CONTENIDOS

NIVELES DE LECTURA

NIVELES	DESCRIPCIÓN	CONVENCIÓN
LITERAL	El lector identifica de manera clara los elementos que componen el texto. Conlleva una lectura cuidadosa para entender todas las informaciones presentadas y su intención y significado. Es el reconocimiento de todo aquello que está explícito en el texto. Determina el marco referencial de la lectura.	(°)
INFERENCIAL	Es establecer relaciones entre partes del texto para deducir información, conclusiones o aspectos que no están escritos (implícitos). Este nivel es de especial importancia para realizar un ejercicio de pensamiento.	(*)
CRÍTICO	Implica un ejercicio de valoración y de formación de juicios propios frente a conocimientos previos. Es la elaboración de argumentos para sustentar opiniones. Es el nivel intertextual (conversación con otros textos).	(+)

	PUNTO DE PARTIDA		Fecha de Entrega	
		Día	Mes	Año
		8	02	202 2

 Habilidades a desarrollar
MODULE // 1 Unit // 1 Lesson // 1 HELLO!
LISTEN. Find other students from Colombia. Listen to some students spell their names (page 11. Activity 4.)
SPEAK: Practice with a partner, (page 11. activity 5) .
WRITE: Let´s play. Imagine you are a famous person. Write your personal information. Work with four partners to complete the directory (page 16. Activity 2).
READ: A directory of the classroom is a list of the members of your class with some basic personal information. Tick the informaion you think is important in a directory and X the information isn´t (page 18. Activity2).
1. CHECK YOUR PROGRESS (page 19, activities 1,2,3) LISTEN: Listen to a student who is registering in the library of the school. Complete the information. Review with a partner. SPEAK: Introduce these students to a partner.

Preguntas orientadoras o problematizadoras

_ What do I need to learn easlily about my personal information?




Indagación de saberes previos (en este espacio se encuentra lo que cada docente propone como punto de partida)

Al terminar la guía el estudiante estará en capacidad de:

An icon of a black stick figure jumping joyfully with arms raised, positioned under a checkered flag that is part of a trophy-like structure.	<p>PUNTO DE LLEGADA</p>
---	--------------------------------

1. Students will be able to understand , aply and produce personal information about their relatives. At the sametime they will have the ca´pacity to talk about their routines and others.

	CONSULTA Y RECOLECCIÓN DE INFORMACIÓN				Fecha de Entrega	
				Día	Mes	Año
	22	02	2022			

	Habilidades a desarrollar
<p>PRESENTE SIMPLE</p> <p>In the following link you will find all the information about the present simple , moreover take note of the explanations from your analist about the topic and make and resume what you understood from the topic , in your notebook (make a concept map,a synoptic table, etc.</p> <p>https://www.aprenderinglesrapidoysfacil.com/2012/09/26/el-presente-simple-in-English-explanations-exercises/</p>	
<p>MODULE // 1 Unit // 2 Lesson // 1</p> <p>WHAT DO YOU DO?</p>	

READ: Read the survey of the interview “Teenagers Today”. Answer the questions. The compare with a partner (page 20, activity1).

READ: Read the e-mail of Santiago. Listen and complete with the words of the picture (page 20. Activity 2).

SPEAK: Is your routine similar to Santiago’s? Check what you do. Then practice with your partner. (page 21. Activity 3).





READ: Read the article “Teenagers Today”. Complete the article with the words of the chart (page 22, activity 7).

SPEAK: Choose a famous person and tell a partner what that person does or doesn’t do (page 22 activity 8) .

You can find the digital versión on:

digital/interactive materials of the Way to go! 6o. Student’s book
 Website: www.colombiaaprende.edu.co/colombiabilingue


 LISTA DE VERIFICACIÓN	SI	NO, Porque




¿Cómo te sientes hasta el momento?			
 Bien	 Excelente	 Regular	 Mal

Argumenta tu respuesta: _____

	DESARROLLO DE LA HABILIDAD			
		Fecha de Entrega		
		Día	Mes	Año
		10	03	202 2

Habilidades a desarrollar
MODULE 1- Unit 3- Lesson 1 MY PEOPLE MY FAMILY LIFE LISTEN: Maya´s from Sylvia, a little town in the Department of Cauca. Listen and read (page 31, activity 3).
SPEAK: In pairs, describe Maya´s family (page 31, activity 4). Describe Oriana´s family (page 31, activity 5).
READ: Look at the selfish of Oriana´s brother, match each photo with a feeling from the words bank (page 32, activity 7).
WE ARE ALL DIFFERENT! Module 1, Unit 3.
LISTEN: Listen and read. Then, write the names of people in the photo (page 33, activity 2).
SPEAK: Ask and answer questions about the team of basketball of Kansas School. Use the words bank (page 34, activity 3).
READ: Match the pictures with the descriptions (page 34, activity 4).
WRITE: Work in groups. Write about people of your country. Make a billboard (page 35, activity 7).
LISTEN: Listen and complete. Use the words bank (page 38, activity 6).
WRITE: Choose a member of your family, a famous person or a friend. Complete the mind map (page 38, activity 7).

	LISTA DE VERIFICACIÓN DE ACTIVIDADES	SI	NO


¿Cómo te sientes hasta el momento?			
 Bien	 Excelente	 Regular	 Mal

Argumenta tu respuesta: _____





	RELACIÓN		Fecha de Entrega	
		Día	Mes	Año
		22	03	2022

Habilidades a desarrollar
1. Make a video of one minute introducing yourself and the members of your family. Use basic information like names, age, professions, hobbies, etc.
2. Record 1 video of one minute, where you explain your routine or the one of a member of your family. Use real fotos.


Evaluar:


	LISTA DE VERIFICACIÓN	SI	NO




¿Cómo te sientes hasta el momento?			
 Bien	 Excelente	 Regular	 Mal

Argumenta tu respuesta: _____

	 AUTOEVALUACIÓN	%
1		
2		
3		
4		
5		
6		

	 COEVALUACIÓN	%
1		
2		
3		
4		
5		
6		

	 SOCIOEMOCIONAL	%
1		
2		
3		
4		



RECURSOS

- Book (on my way)
- English dictionary
- Class videos
- Notebooks
- Master of Bilingualism.
- English websites