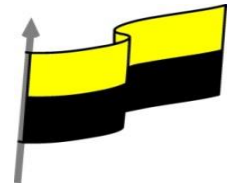




MINISTERIO DE EDUCACIÓN NACIONAL  
INSTITUCIÓN EDUCATIVA NUESTRA SEÑORA DE LA CANDELARIA  
(Antes Colegio Nacionalizado Mixto Nuestra Señora de la Candelaria)  
Creado por Decreto Municipal # 004 de 1965 y Aprobado Mediante Resolución 9086  
De diciembre 1 del /93 y las Resoluciones Departamentales 0179 de 1° de Abril de 2005  
y 002810 del 05 de Julio de 2013  
Con reconocimiento Oficial Autorizado para Ofrecer los Niveles de Pre-Escolar,  
Educación Básica Primaria y Educación Media.  
Registro DANE: 127073000041 y NIT: 900069490-8  
Departamento del Chocó: Municipio de Bagadó



**ACTIVIDADES EN CASA**  
**GUIA N° 2 DE INGLÉS**  
**DOCENTE LEDIS Y. DOMINGUEZ**  
**GRADO 9°**

**MÓDULO 1- YOUR WORLD**

**Get Ready!**

1. Look at the vocabulary box and say the colours in each flag. Then write the name of the country for each flag.

Example: It is yellow and red.

1.  Spain

2. 

3. 

4. 

5. 

6. 

7. 

8. 

9. 

Austria Cameroon China France Mexico Spain Switzerland  
United Kingdom United States

**Useful vocabulary**

Colours

 red	 yellow	 blue
 green	 white	 black
 brown	 pink	 orange
 purple		



15 **2. Match the adjectives to the countries in exercise 1. Then listen and check your answers.**

Mexican British Swiss Cameroonian Austrian Chinese French Spanish American

Example: 1. Spain - Spanish

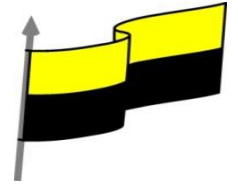
**Listen**

16 **3. Listen and match the people to their nationalities**

a. Connie	1. Brazilian
b. Jan	2. French
c. Luc	3. Colombian
d. Thomas	4. Swiss
e. Bernhard	5. Chinese

18

© MEN Colombia



4. Look at the flags. Write sentences about the country and nationality of the person/people.

- a. Juan is from Spain. He's Spanish.      d. Matt
- b. Philippe      e. Gabriela and Juana
- c. Anna and Bruno      f. Linda

5. In your notebook, write a chart with the nationalities in groups according to their ending.

-ish	-ian/-an	-ese	Other
Spanish			

**Read**

6. Read the text and the sentences. Are the sentences true (T) or false (F)?

- a. Riko is Chinese. \_\_\_\_\_      c. Jude is in the music group. \_\_\_\_\_
- b. Bernard is a student. \_\_\_\_\_      d. Sara is in 10<sup>th</sup> grade. \_\_\_\_\_

← → 🔍 www.e-friendsaroundtheworld.com

Hi! My name is Riko. I'm not Chinese, I'm from Japan. My favourite colour is blue. I want to have friends from all the countries. Contact me at riko\_riko@friendsmail.com

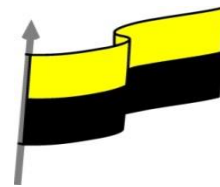
Hello!! My name is Bernhard. I am from Austria. My favourite colour is orange. I'm not a teacher. I am a student. My email is bernnie@friendsmail.com. Write!

Hi! I'm Jude. I'm Cameroonian. My favourite colour is red. I am not in the music group, but I am in the sports team. Contact me at j\_ude09@friendsmail.com

Hello! I'm Sara. I'm not Colombian, I'm Mexican. My favourite colour is green. I am in 9<sup>th</sup> grade. Please write to me. My email is Sarita@friendsmail.com

7. Read the text again and complete the table in your notebook.

Name	Country	Favourite colour



## Write

11. Complete the text with the correct form of *be* (affirmative or negative).

Hi! I *am* Pablo. I (1) \_\_\_\_\_ from Colombia, but I (2) \_\_\_\_\_ from Bogotá, I (3) \_\_\_\_\_ from Medellín. My friends (4) \_\_\_\_\_ Colombian, they (5) \_\_\_\_\_ from different countries. Anna (6) \_\_\_\_\_ from Venezuela, Lucía and Paula (7) \_\_\_\_\_ Spanish, and Lukas (8) \_\_\_\_\_ English. We (9) \_\_\_\_\_ just friends ... we (10) \_\_\_\_\_ a team!



12. Look at the *Useful language* box. Then choose *and* or *but* for sentences a-e.

- My friend is in 8<sup>th</sup> grade *and* / *but* my brother is in 8<sup>th</sup> grade too.
- I am Colombian *and* / *but* my best friend is French.
- Tracey is 15 years old *and* / *but* her sister is 15 years old too.
- Sam is from The United States *and* / *but* he is American.
- My name is Helen *and* / *but* her name is Sally.

### Useful language

*and* / *but*  
Use *and* to connect two complementary ideas. (addition)  
Use *but* to connect two contrasting ideas. (contrast)

13. In your notebook, complete the text with information about you. Then write some sentences about your best friend. Use *and* and *but* to join sentences.

Hi! My name's (1) \_\_\_\_\_ and I'm from (2) \_\_\_\_\_. I'm in (3) \_\_\_\_\_ grade. My favourite colour is (4) \_\_\_\_\_. I (5) \_\_\_\_\_ a teacher, I (6) \_\_\_\_\_ a student. My email address is (7) \_\_\_\_\_. *My best friend ...*

## Speak

14. Now tell your partner about you and your best friend.

### Speaking Tip

- ✓ Make some notes to plan your speaking. For example, tell your partner these things about you and a friend:
  - Name
  - Country / Nationality
  - Grade / Age
  - Colour
  - Email