


Soy Escritora



© 2014

Nombre: _____



Recomendaciones.


En esta propuesta se presentan hojas de trabajo de caligrafía, acompañadas con imágenes divertidas que los niños podrán colorear y luego escribir sus historias,



Algo importante es que el o la estudiante escriban primero su historia antes de ponerle título, esto con el fin de no encasillarlos en un tema, como es conocido, los escritores primero escriben y luego analizan con sus editores el título que le darán.

Al inicio se presentan hojas con imágenes grandes y pocos renglones ya que la intencionalidad es que primero aprenda a redactar párrafos correctamente y posteriormente crear pequeños textos, redacciones, composiciones y descripciones.


El maestro o la maestra deben de recordar que, aunque podamos recomendar un tema en específico, también debemos dejar espacios para que ellos escriban de su interés.

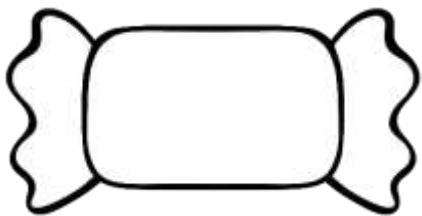
Otra estrategia interesante es que al final del año escolar, el o la docente le puede pedir a cada alumno una copia del que considera su mejor trabajo, para crear un libro que permanecerá en la biblioteca escolar y quien sabe tal vez algún día escuchemos algo como ¡Esto lo escribió mi papá o mamá!






Handwriting practice lines consisting of four sets of horizontal lines. Each set includes a solid top line, a dashed middle line, and a solid bottom line.






Handwriting practice area consisting of five sets of horizontal lines. Each set includes a solid top line, a dashed middle line, and a solid bottom line.






Handwriting practice lines consisting of ten sets of three horizontal lines: a solid top line, a dashed middle line, and a solid bottom line.







Handwriting practice lines consisting of four sets of horizontal lines. Each set includes a solid top line, a dashed middle line, and a solid bottom line.








Handwriting practice lines consisting of four sets of horizontal lines. Each set includes a solid top line, a dashed middle line, and a solid bottom line.







Handwriting practice lines consisting of four sets of horizontal lines. Each set includes a solid top line, a dashed middle line, and a solid bottom line, providing a guide for letter height and placement.



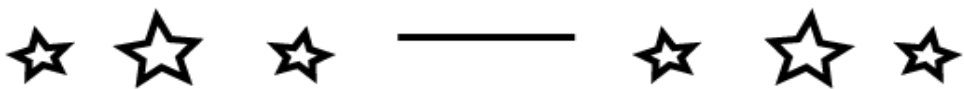



Handwriting practice lines consisting of four sets of horizontal lines. Each set includes a solid top line, a dashed middle line, and a solid bottom line.



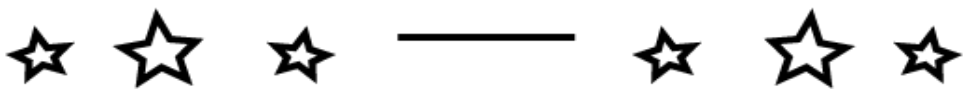




A series of horizontal lines for writing, consisting of solid top and bottom lines with a dashed midline, repeated down the page.



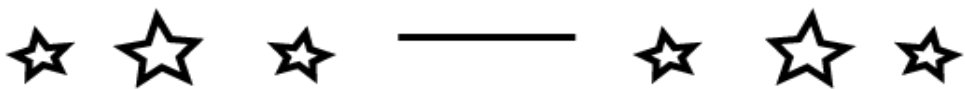



Handwriting practice lines consisting of solid top and bottom lines with a dashed middle line, repeated down the page.







Handwriting practice area with multiple sets of three horizontal lines (top, middle, bottom) and a dashed midline.





Handwriting practice area with multiple sets of three horizontal lines (top, middle, bottom) and a dashed midline for letter height guidance.






Handwriting practice area with multiple sets of three horizontal lines (top, middle, bottom) for letter formation.








©2014



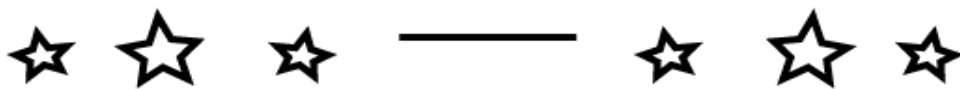



A series of horizontal lines for writing, consisting of a solid top line, a dashed middle line, and a solid bottom line. There are 15 sets of these lines, providing ample space for handwriting practice.







Handwriting practice area consisting of multiple sets of horizontal lines. Each set includes a solid top line, a dashed midline, and a solid bottom line, providing a guide for letter height and placement.



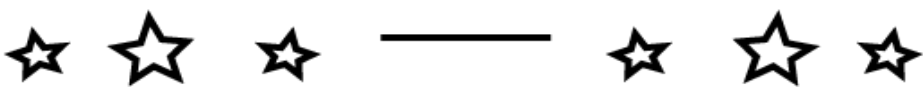


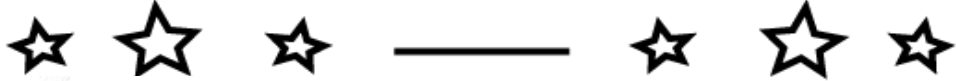
Handwriting practice area consisting of ten sets of horizontal lines. Each set includes a solid top line, a dashed middle line, and a solid bottom line, providing a guide for letter height and placement.







Handwriting practice area consisting of multiple sets of horizontal lines. Each set includes a solid top line, a dashed middle line, and a solid bottom line, providing a guide for letter height and placement.



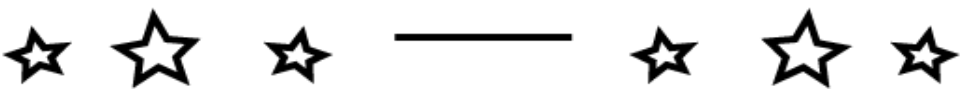



Handwriting practice area consisting of multiple sets of three horizontal lines (top solid, middle dashed, bottom solid) for writing practice.






A series of horizontal writing lines for text entry. Each line set consists of a solid top line, a dashed midline, and a solid bottom line. There are four such sets of lines, with the first set positioned to the right of the illustration.





Handwriting practice area consisting of multiple sets of horizontal lines. Each set includes a solid top line, a dashed middle line, and a solid bottom line, providing a guide for letter height and placement.





A series of horizontal lines for writing, consisting of solid top and bottom lines with a dashed midline, repeated down the page.

