

FINAL 1 - LTE19

11 JU

Análisis del rendimiento académico por áreas y estudiantes LIC MANUEL JOSE SIERRA

Puesto en Grado	Categoría	Nombre	Puntaje Global
1	11- B-JU	ELEJALDE CAÑAS ISABELA	S / 3 385.35
2	11- B-JU	EVANS ARANGO NATALIA	S / 3 351.08
3	11- A-JU	MONTOYA MARULANDA MIGUEL ANGEL	S / 3 337.02
4	11- B-JU	CATAÑO RUA ALEJANDRO	S / 3 335.69
5	11- A-JU	AGUDELO ESPINOSA MARCELO	S / 3 329.19
6	11- A-JU	MONCADA RICO DAVID	M / 2 321.03
7	11- A-JU	MARTINEZ ALZATE JUAN PABLO	M / 2 318.07
8	11- A-JU	VILLADA SANCHEZ MARIA ISABEL	M / 2 316.72
9	11- B-JU	ASPRILLA MURILLO VALENTINA	M / 2 308.82
10	11- A-JU	CASTRILLON CANO CAMILO	M / 2 307.27
11	11- B-JU	SALDARRIAGA JIMENEZ JHONATAN ANDRES	M / 2 303.69
12	11- B-JU	LONDOÑO GIRALDO MARIA CAMILA	M / 2 296.98
13	11- B-JU	SANCHEZ CARMONA FRANK ALEXIS	M / 2 294.92
14	11- B-JU	MENDEZ CRUZ JUAN ESTEBAN	M / 2 294.36
15	11- B-JU	CASTRILLON MEDINA SEBASTIAN	M / 2 290.84
16	11- A-JU	VASQUEZ RUIZ DAMARIS	M / 2 289.44
17	11- A-JU	SILVA SANGUINO JESUS MOISES	M / 2 288.47
18	11- A-JU	SALDARRIAGA FORONDA MARIA PAULINA	M / 2 286.87
19	11- A-JU	AGUDELO GUTIERREZ RICARDO ELIECER	M / 2 286.30
20	11- A-JU	RUA ROLDAN JUAN ESTEBAN	M / 2 284.37
21	11- B-JU	ALVAREZ CATAÑO DIANA LUCIA	M / 2 279.99
22	11- A-JU	OSPINA GARCIA JUAN GABRIEL	M / 2 279.08
23	11- B-JU	SALDARRIAGA JIMENEZ JENNY TATIANA	M / 2 276.14
24	11- B-JU	CARDENAS RESTREPO LAURA JHISED	M / 2 271.94
25	11- B-JU	CORDOBA POSADA LUISA FERNANDA	M / 2 271.71
26	11- B-JU	ARBOLEDA CASTRILLON MARIBEL	M / 2 270.70
27	11- B-JU	OCHOA SALDARRIAGA JULIANA	M / 2 264.51
28	11- B-JU	PEREZ RENDON JULIAN ESTIBEN	M / 2 264.42
29	11- B-JU	TANGARIFE ACOSTA ANA SOL	M / 2 260.32
30	11- A-JU	GOMEZ PIEDRAHITA LAURA ALEJANDRA	M / 2 252.06
31	11- B-JU	JIMENEZ ZULETA NATALIA ANDREA	M / 2 246.56
32	11- A-JU	ZAPATA SANCHEZ MANUELA	M / 2 245.64
33	11- B-JU	ORTEGA ATEHORTUA JOHAN STEVEN	M / 2 245.23
34	11- B-JU	RUA VILLA VALERIA	M / 2 244.14
35	11- A-JU	CANAS RUIZ XIMENA	M / 2 237.22
36	11- A-JU	CALLE CARDONA ROSA MARIA	M / 2 237.03
37	11- B-JU	CASTRILLON LONDOÑO ESTRELLA	M / 2 234.34
38	11- A-JU	CASTRILLON HENAO YULIANA	M / 2 230.59

PRUEBAS				
Lectura Crítica	Matemáticas	Ciencias Sociales	Ciencias Naturales	Inglés
83.05	71.00	83.00	63.74	99.55 B+
78.17	49.00	85.00	66.19	77.73 B1
75.73	47.00	87.00	64.93	52.27 A1
78.17	51.00	85.00	57.51	57.73 A1
73.29	59.00	79.00	55.98	54.09 A1
70.85	55.00	77.00	57.34	54.09 A1
78.17	45.00	85.00	47.03	61.36 A2
83.05	43.00	65.00	66.02	52.27 A1
78.17	47.00	69.00	53.63	59.55 A2
56.22	57.00	75.00	55.20	68.64 B1
68.41	45.00	79.00	52.76	54.09 A1
75.73	39.00	65.00	59.02	55.91 A1
75.73	37.00	77.00	44.81	63.18 A2
61.10	49.00	89.00	41.01	45.00 A-
80.61	41.00	57.00	56.03	52.27 A1
70.85	43.00	61.00	61.60	43.18 A-
58.66	51.00	59.00	62.10	57.73 A1
63.54	49.00	79.00	42.69	43.18 A-
58.66	41.00	81.00	51.26	48.64 A1
65.98	47.00	65.00	52.26	48.64 A1
75.73	43.00	65.00	44.53	43.18 A-
56.22	49.00	71.00	49.43	48.64 A1
68.41	43.00	55.00	51.85	63.18 A2
58.66	33.00	69.00	55.17	59.55 A2
56.22	47.00	63.00	48.81	61.36 A2
75.73	37.00	61.00	41.63	57.73 A1
70.85	37.00	55.00	51.39	45.00 A-
70.85	27.00	73.00	44.53	41.36 A-
56.22	45.00	63.00	46.39	45.00 A-
58.66	29.00	71.00	45.40	43.18 A-
68.41	37.00	57.00	36.27	45.00 A-
65.98	43.00	51.00	39.72	39.55 A-
53.78	37.00	55.00	49.93	50.45 A1
73.29	27.00	55.00	40.08	48.64 A1
46.46	31.00	73.00	37.10	54.09 A1
51.34	33.00	65.00	41.09	45.00 A-
68.41	33.00	45.00	41.69	45.00 A-
61.10	33.00	53.00	37.14	46.82 A-

SUB PRUEBAS	
Razonamiento Cuantitativo	Competencias Ciudadanas
73.00	89.00
49.00	93.00
53.00	81.00
57.00	85.00
53.00	85.00
41.00	81.00
45.00	85.00
45.00	89.00
53.00	81.00
57.00	65.00
41.00	81.00
37.00	85.00
41.00	85.00
45.00	93.00
41.00	41.00
45.00	73.00
65.00	77.00
49.00	85.00
49.00	81.00
45.00	77.00
49.00	81.00
45.00	89.00
41.00	81.00
33.00	69.00
33.00	85.00
37.00	73.00
33.00	89.00
41.00	61.00
45.00	73.00
41.00	61.00
29.00	73.00
33.00	73.00
29.00	81.00
37.00	57.00
29.00	61.00

CIENCIAS NATURALES			
Biología	Física	Química	Ciencia Tecnología y Sociedad
71.67	57.94	68.16	47.86
71.67	81.47	47.11	62.14
85.00	57.94	47.11	76.43
65.00	75.59	41.84	33.57
65.00	69.71	36.58	47.86
65.00	57.94	47.11	62.14
45.00	69.71	26.05	47.86
71.67	63.82	52.37	90.71
51.67	52.06	41.84	90.71
58.33	57.94	52.37	47.86
71.67	52.06	36.58	47.86
58.33	75.59	41.84	62.14
51.67	46.18	47.11	19.29
65.00	34.41	20.79	47.86
71.67	57.94	41.84	47.86
78.33	81.47	36.58	33.57
58.33	75.59	52.37	62.14
58.33	52.06	15.53	47.86
78.33	52.06	36.58	19.29
51.67	69.71	31.32	62.14
38.33	52.06	41.84	47.86
51.67	40.29	62.89	33.57
85.00	52.06	26.05	33.57
51.67	52.06	47.11	90.71
51.67	57.94	31.32	62.14
38.33	57.94	26.05	47.86
38.33	57.94	41.84	33.57
58.33	34.41	57.63	19.29
58.33	46.18	36.58	33.57
38.33	40.29	31.32	33.57
38.33	52.06	31.32	33.57
45.00	63.82	41.84	47.86
38.33	69.71	20.79	19.29
51.67	34.41	20.79	47.86
38.33	40.29	41.84	47.86
45.00	40.29	31.32	62.14
18.33	46.18	36.58	62.14

VALORACIÓN CUALITATIVA		CALIFICACIÓN
Desempeño Avanzado	A/4	437 - 500
Desempeño Satisfactorio	S/3	325 - 437
Desempeño Mínimo	M/2	221 - 325
Desempeño Insuficiente	I/1	100 - 221

FINAL 1 - LTE19

11 JU

Análisis del rendimiento académico por áreas y estudiantes LIC MANUEL JOSE SIERRA

Puesto en Grado	Nombre	Categoría	Puntaje Global	
39	11- A-JU	O CAMPO QUINTERO VANESA	M / 2	230.35
40	11- B-JU	LOPEZ BUSTAMANTE MARLLORI	M / 2	226.29
41	11- B-JU	ALVAREZ SERNA MARIA CAMILA	M / 2	225.93
42	11- B-JU	ZAPATA MONTOYA JEFFERSON	M / 2	221.98
43	11- B-JU	OSPINA CATAÑO KELLY JOHANA	I / 1	220.96
44	11- A-JU	RODRIGUEZ ZAPATA JOHAN ESTIVEN	I / 1	205.98
45	11- B-JU	MORALES HENAO JUAN MANUEL	I / 1	205.67
46	11- B-JU	MARIN RODRIGUEZ DEIBI	I / 1	201.90
47	11- A-JU	SALDARRIAGA ZAPATA MARÍA ALEJANDRA	I / 1	199.68
48	11- A-JU	HOYOS ROJO SARA YURANI	I / 1	195.37
49	11- A-JU	CASTRILLON CARMONA FRANKLIN DANIEL	I / 1	191.70
50	11- A-JU	BOTERO VARGAS REINA DAYANA	I / 1	186.59
51	11- A-JU	BUSTAMANTE SANCHEZ YUDI VANESA	I / 1	185.80
52	11- B-JU	JIMENEZ JIMENEZ JULIAN ESTEBAN	I / 1	184.46
53	11- A-JU	PEREZ PLAZA ANDERSON	I / 1	183.14
54	11- B-JU	VANEGAS VANEGAS ESTEBAN	I / 1	178.98
55	11- A-JU	MARULANDA BOTERO LUIS DAVID	I / 1	178.06
56	11- A-JU	CADAVID TABORDA HENRY	I / 1	172.21
57	11- A-JU	ANGEL QUICENO BRYANT	I / 1	171.60
58	11- A-JU	ECHEVERRI LONDOÑO MARIA ALEJANDRA	I / 1	127.08
59	11- A-JU	CANO RESTREPO JOSE MANUEL	I / 1	119.70
60	11- B-JU	FLOREZ HENAO JUAN ESTEBAN	I / 1	115.44
PROMEDIO POR MATERIA				249.45

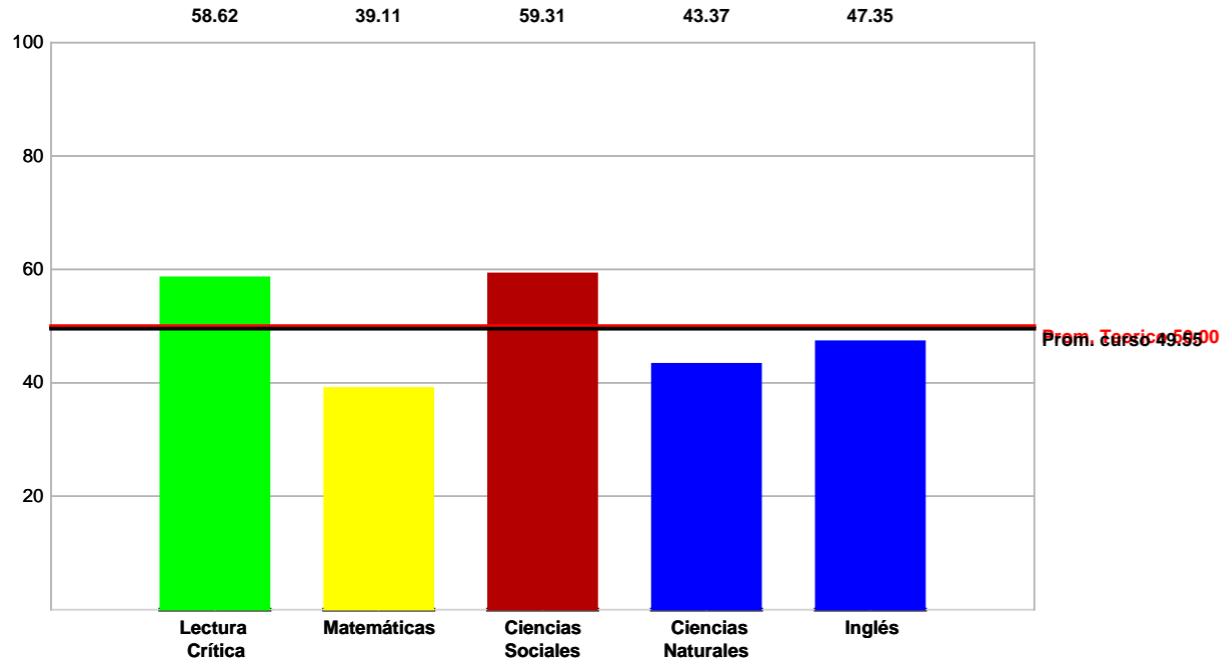
PRUEBAS				
Lectura Crítica	Matemáticas	Ciencias Sociales	Ciencias Naturales	Inglés
51.34	45.00	57.00	34.33	35.91 A-
53.78	39.00	59.00	32.37	35.91 A-
61.10	33.00	49.00	33.46	57.73 A1
61.10	35.00	55.00	31.73	28.64 A-
56.22	41.00	49.00	30.88	43.18 A-
51.34	29.00	45.00	40.00	39.55 A-
48.90	39.00	45.00	29.74	46.82 A-
34.27	37.00	59.00	23.65	63.18 A2
46.46	25.00	43.00	42.99	46.82 A-
46.46	29.00	47.00	32.47	43.18 A-
31.83	45.00	49.00	30.16	30.45 A-
39.15	27.00	51.00	26.53	54.09 A1
48.90	23.00	43.00	35.37	32.27 A-
39.15	29.00	35.00	47.17	28.64 A-
39.15	35.00	43.00	27.79	41.36 A-
44.02	25.00	53.00	22.34	32.27 A-
31.83	45.00	25.00	36.27	48.64 A1
34.27	41.00	37.00	27.43	28.64 A-
31.83	41.00	35.00	28.92	35.91 A-
46.46	20.50	16.50	26.68	0.00 A-
0.00	20.50	40.50	30.77	35.91 A-
48.90	12.50	20.50	18.15	0.00 A-
58.62	39.11	59.31	43.37	47.35

SUB PRUEBAS	
Razonamiento Cuantitativo	Competencias Ciudadanas
53.00	69.00
41.00	81.00
33.00	65.00
45.00	81.00
41.00	73.00
29.00	45.00
45.00	57.00
41.00	89.00
29.00	57.00
33.00	61.00
41.00	65.00
37.00	65.00
17.00	61.00
29.00	41.00
33.00	53.00
33.00	53.00
45.00	17.00
45.00	45.00
41.00	45.00
41.00	0.00
0.00	81.00
25.00	0.00
40.45	69.30

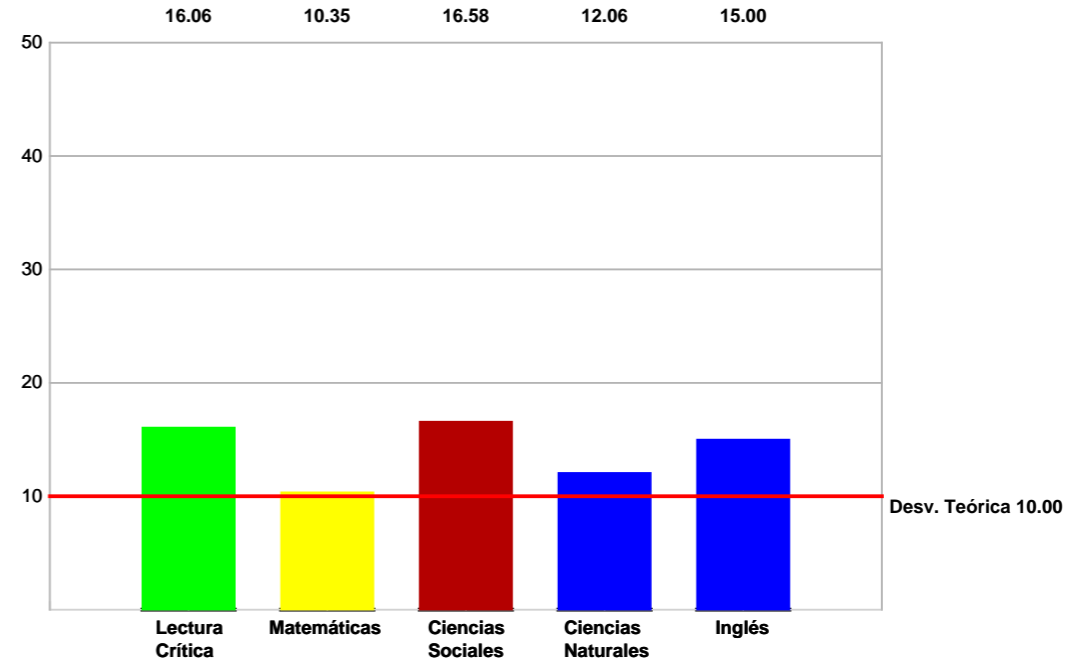
CIENCIAS NATURALES			
Biología	Física	Química	Ciencia Tecnología y Sociedad
31.67	34.41	31.32	47.86
25.00	46.18	31.32	19.29
11.67	46.18	36.58	47.86
11.67	40.29	36.58	47.86
31.67	22.65	31.32	47.86
51.67	40.29	36.58	19.29
38.33	28.53	20.79	33.57
11.67	40.29	20.79	19.29
38.33	52.06	36.58	47.86
38.33	10.88	41.84	47.86
45.00	28.53	15.53	33.57
18.33	46.18	26.05	0.00
51.67	40.29	20.79	19.29
65.00	46.18	41.84	19.29
31.67	34.41	20.79	19.29
18.33	34.41	15.53	19.29
38.33	40.29	31.32	33.57
31.67	16.76	31.32	33.57
25.00	28.53	31.32	33.57
65.00	0.00	26.05	0.00
0.00	63.82	15.53	62.14
51.67	0.00	10.26	0.00
47.81	47.58	35.35	41.89

VALORACIÓN CUALITATIVA		CALIFICACIÓN
Desempeño Avanzado	A/4	437 - 500
Desempeño Satisfactorio	S/3	325 - 437
Desempeño Mínimo	M/2	221 - 325
Desempeño Insuficiente	I/1	100 - 221

Promedio - Núcleo Común

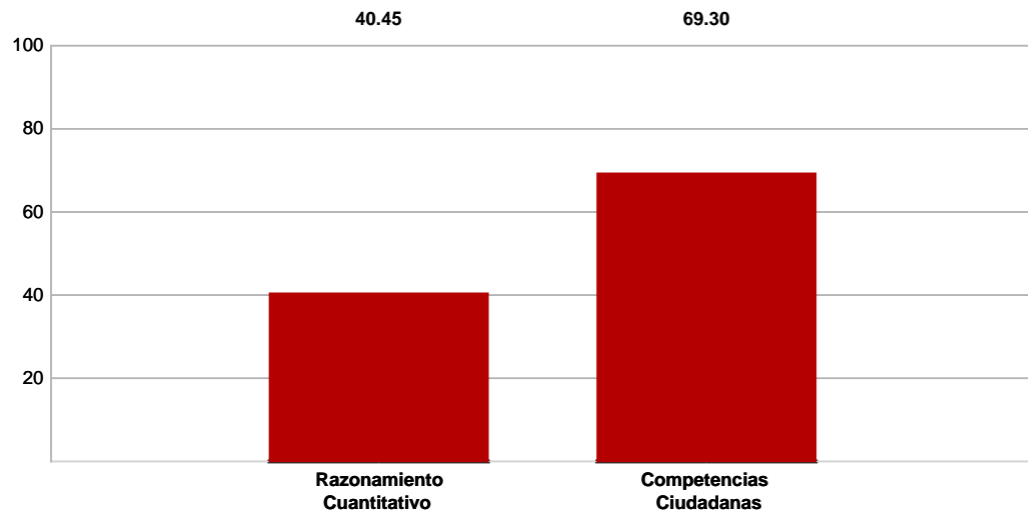


Desviación - Núcleo Común



Asignatura	MATEMÁTICAS		LEC. CRÍTICA		CIENCIAS SOCIALES		CIENCIAS NATURALES		INGLÉS.		COMP. CIUDADANAS.		RAZ. CUANTITATIVO	
Curso	Puntaje	Desviación	Puntaje	Desviación	Puntaje	Desviación	Puntaje	Desviación	Puntaje	Desviación	Puntaje	Desviación	Puntaje	Desviación
Nacional	51.85	9.03	51.56	7.51	52.25	10.18	51.24	9.76	54.26	7.75	51.86	9.62	52.87	9.72

Promedio - SubAreas



Ciencias Naturales

