

# FINAL 2 - LTE19 v1

11 JU

## Análisis del rendimiento académico por áreas y estudiantes LIC MANUEL JOSE SIERRA

Puesto en Grado	Nombre	Categoría	Puntaje Global
1	11- B-JU ELEJALDE CAÑAS ISABELA	S / 3	413.27
2	11- A-JU MONCADA RICO DAVID	S / 3	381.99
3	11- A-JU CASTRILLON CANO CAMILO	S / 3	378.86
4	11- A-JU AGUDELO ESPINOSA MARCELO	S / 3	370.50
5	11- A-JU MARTINEZ ALZATE JUAN PABLO	S / 3	370.12
6	11- B-JU EVANS ARANGO NATALIA	S / 3	369.10
7	11- B-JU CATAÑO RUA ALEJANDRO	S / 3	348.93
8	11- A-JU VASQUEZ RUIZ DAMARIS	S / 3	335.24
9	11- A-JU MONTOYA MARULANDA MIGUEL ANGEL	S / 3	334.84
10	11- A-JU RUA ROLDAN JUAN ESTEBAN	S / 3	329.46
11	11- A-JU VILLADA SANCHEZ MARIA ISABEL	M / 2	324.69
12	11- A-JU OSPINA GARCIA JUAN GABRIEL	M / 2	324.16
13	11- A-JU CANO RESTREPO JOSE MANUEL	M / 2	324.07
14	11- B-JU SANCHEZ CARMONA FRANK ALEXIS	M / 2	322.42
15	11- B-JU CARDENAS RESTREPO LAURA JHISED	M / 2	317.04
16	11- A-JU SILVA SANGUINO JESUS MOISES	M / 2	310.35
17	11- A-JU SALDARRIAGA FORONDA MARIA PAULINA	M / 2	307.49
18	11- B-JU CASTRILLON MEDINA SEBASTIAN	M / 2	305.79
19	11- B-JU CORDOBA POSADA LUISA FERNANDA	M / 2	298.58
20	11- B-JU SALDARRIAGA JIMENEZ JHONATAN ANDRES	M / 2	295.17
21	11- B-JU MENDEZ CRUZ JUAN ESTEBAN	M / 2	295.07
22	11- B-JU TANGARIFE ACOSTA ANA SOL	M / 2	292.63
23	11- B-JU MARIN RODRIGUEZ DEIBI	M / 2	289.05
24	11- B-JU ARBOLEDA CASTRILLON MARIBEL	M / 2	288.59
25	11- B-JU ALVAREZ CATAÑO DIANA LUCIA	M / 2	287.26
26	11- B-JU OCHOA SALDARRIAGA JULIANA	M / 2	284.10
27	11- A-JU GOMEZ PIEDRAHITA LAURA ALEJANDRA	M / 2	282.48
28	11- B-JU LONDOÑO GIRALDO MARIA CAMILA	M / 2	280.83
29	11- A-JU ECHEVERRI LONDOÑO MARIA ALEJANDRA	M / 2	273.44
30	11- B-JU ZAPATA MONTOYA JEFFERSON	M / 2	271.74
31	11- B-JU MORALES HENAO JUAN MANUEL	M / 2	266.61
32	11- A-JU ZAPATA SANCHEZ MANUELA	M / 2	265.01
33	11- B-JU ASPRILLA MURILLO VALENTINA	M / 2	264.71
34	11- A-JU AGUDELO GUTIERREZ RICARDO ELIECER	M / 2	263.21
35	11- B-JU SALDARRIAGA JIMENEZ JENNY TATIANA	M / 2	262.92
36	11- A-JU CALLE CARDONA ROSA MARIA	M / 2	262.37
37	11- A-JU SALDARRIAGA ZAPATA MARIA ALEJANDRA	M / 2	262.29
38	11- B-JU JIMENEZ ZULETA NATALIA ANDREA	M / 2	259.59

PRUEBAS				
Lectura Crítica	Matemáticas	Ciencias Sociales	Ciencias Naturales	Inglés
90.37	81.00	81.00	76.86	86.82 B+
80.61	65.00	91.00	70.97	70.45 B1
87.93	67.00	75.00	74.33	72.27 B1
85.49	69.00	75.00	68.13	70.45 B1
85.49	67.00	85.00	64.03	57.73 A1
90.37	57.00	71.00	72.58	86.82 B+
80.61	59.00	83.00	56.92	68.64 B1
70.85	61.00	77.00	65.47	48.64 A1
78.17	47.00	85.00	58.35	65.00 A2
87.93	67.00	67.00	50.42	39.55 A-
78.17	47.00	77.00	60.59	55.91 A1
90.37	45.00	77.00	54.78	41.36 A-
73.29	53.00	71.00	65.54	54.09 A1
73.29	49.00	83.00	57.33	50.45 A1
73.29	59.00	73.00	49.63	59.55 A2
65.98	49.00	63.00	70.54	61.36 A2
80.61	51.00	77.00	39.85	54.09 A1
51.34	55.00	69.00	66.80	68.64 B1
61.10	57.00	75.00	41.58	72.27 B1
70.85	57.00	59.00	51.54	52.27 A1
70.85	55.00	73.00	41.27	46.82 A-
75.73	43.00	59.00	62.09	41.36 A-
73.29	43.00	75.00	43.01	48.64 A1
70.85	57.00	61.00	46.26	45.00 A-
68.41	43.00	65.00	44.22	85.00 B+
83.05	37.00	63.00	45.14	54.09 A1
65.98	41.00	71.00	51.83	45.00 A-
83.05	33.00	67.00	43.52	50.45 A1
61.10	43.00	69.00	46.46	52.27 A1
73.29	39.00	61.00	37.52	74.09 B1
63.54	57.00	57.00	36.10	52.27 A1
68.41	45.00	47.00	53.05	48.64 A1
73.29	47.00	55.00	34.89	57.73 A1
56.22	45.00	63.00	48.89	45.00 A-
65.98	41.00	55.00	44.22	65.00 A2
63.54	33.00	77.00	40.06	41.36 A-
75.73	37.00	51.00	49.80	41.36 A-
68.41	43.00	51.00	46.35	48.64 A1

SUB PRUEBAS	
Razonamiento Cuantitativo	Competencias Ciudadanas
85.00	77.00
69.00	97.00
65.00	73.00
69.00	73.00
65.00	85.00
53.00	81.00
61.00	85.00
57.00	77.00
45.00	93.00
69.00	81.00
25.00	85.00
45.00	81.00
49.00	77.00
45.00	89.00
57.00	85.00
49.00	65.00
49.00	89.00
57.00	61.00
57.00	89.00
61.00	61.00
69.00	73.00
37.00	61.00
33.00	73.00
45.00	77.00
41.00	85.00
33.00	77.00
33.00	73.00
29.00	73.00
33.00	81.00
37.00	77.00
57.00	61.00
41.00	69.00
41.00	81.00
41.00	77.00
49.00	49.00
37.00	77.00
45.00	61.00
37.00	73.00

CIENCIAS NATURALES			
Biología	Física	Química	Ciencia Tecnología y Sociedad
73.75	75.59	71.67	100.00
86.25	57.94	60.56	90.71
92.50	57.94	71.67	76.43
67.50	52.06	71.67	100.00
67.50	75.59	43.89	76.43
86.25	75.59	66.11	47.86
55.00	69.71	43.89	62.14
73.75	57.94	66.11	62.14
55.00	57.94	60.56	62.14
67.50	63.82	32.78	19.29
80.00	63.82	55.00	19.29
36.25	69.71	49.44	76.43
61.25	87.35	49.44	62.14
67.50	69.71	32.78	62.14
48.75	34.41	60.56	62.14
67.50	81.47	66.11	62.14
42.50	40.29	21.67	76.43
61.25	52.06	77.22	90.71
48.75	46.18	27.22	47.86
42.50	52.06	43.89	90.71
36.25	52.06	32.78	47.86
61.25	81.47	49.44	47.86
36.25	40.29	32.78	90.71
42.50	46.18	49.44	47.86
30.00	57.94	55.00	19.29
48.75	46.18	21.67	90.71
48.75	69.71	32.78	62.14
61.25	40.29	27.22	47.86
48.75	52.06	43.89	33.57
36.25	34.41	49.44	19.29
42.50	34.41	38.33	19.29
42.50	69.71	55.00	33.57
55.00	28.53	21.67	33.57
67.50	57.94	21.67	47.86
23.75	52.06	49.44	62.14
55.00	46.18	21.67	33.57
48.75	63.82	49.44	19.29
42.50	57.94	43.89	33.57

VALORACIÓN CUALITATIVA		CALIFICACIÓN
Desempeño Avanzado	A/4	437 - 500
Desempeño Satisfactorio	S/3	325 - 437
Desempeño Mínimo	M/2	221 - 325
Desempeño Insuficiente	I/1	100 - 221

# FINAL 2 - LTE19 v1

11 JU

## Análisis del rendimiento académico por áreas y estudiantes LIC MANUEL JOSE SIERRA

Puesto en Grado	Nombre	Categoría	Puntaje Global
39	11- A-JU HOYOS ROJO SARA YURANI	M / 2	258.94
40	11- B-JU PEREZ RENDON JULIAN ESTIBEN	M / 2	256.85
41	11- A-JU CAÑAS RUIZ XIMENA	M / 2	253.74
42	11- B-JU RUA VILLA VALERIA	M / 2	252.88
43	11- B-JU OSPINA CATAÑO KELLY JOHANA	M / 2	245.30
44	11- A-JU MARULANDA BOTERO LUIS DAVID	M / 2	243.02
45	11- B-JU ALVAREZ SERNA MARIA CAMILA	M / 2	236.37
46	11- A-JU CASTRILLON CARMONA FRANKLIN DANIEL	M / 2	233.83
47	11- A-JU BOTERO VARGAS REINA DAYANA	M / 2	232.19
48	11- A-JU OCAMPO QUINTERO VANESA	M / 2	223.21
49	11- B-JU CASTRILLON LONDOÑO ESTRELLA	I / 1	217.42
50	11- A-JU CASTRILLON HENAO YULIANA	I / 1	216.88
51	11- A-JU RODRIGUEZ ZAPATA JOHAN ESTIVEN	I / 1	210.42
52	11- A-JU ANGEL QUICENO BRYANT	I / 1	207.02
53	11- B-JU VANEGAS VANEGAS ESTEBAN	I / 1	207.00
54	11- B-JU JIMENEZ JIMENEZ JULIAN ESTEBAN	I / 1	205.85
55	11- B-JU FLOREZ HENAO JUAN ESTEBAN	I / 1	196.78
56	11- A-JU BUSTAMANTE SANCHEZ YUDI VANESA	I / 1	193.64
57	11- A-JU PEREZ PLAZA ANDERSON	I / 1	188.60
58	11- B-JU LOPEZ BUSTAMANTE MARLLORI	I / 1	187.10
59	11- A-JU CADAVID TABORDA HENRY	I / 1	181.83
<b>PROMEDIO POR MATERIA</b>			<b>277.34</b>

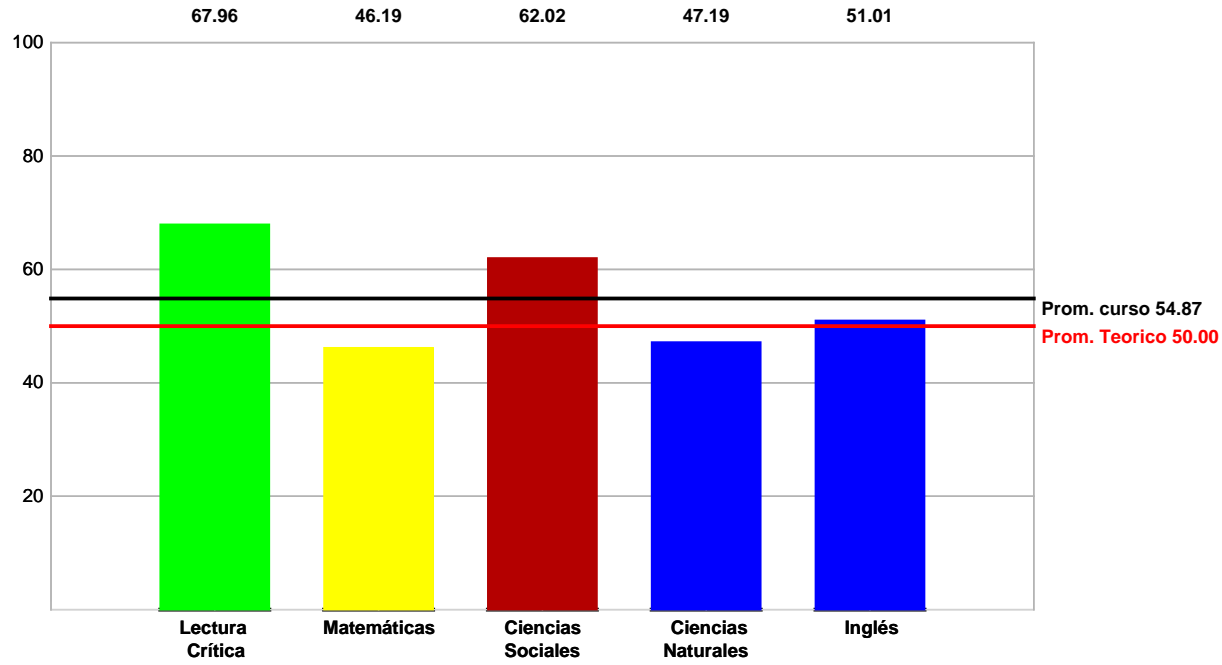
PRUEBAS				
Lectura Crítica	Matemáticas	Ciencias Sociales	Ciencias Naturales	Inglés
75.73	39.00	53.00	41.08	46.82 A-
51.34	47.00	65.00	51.54	23.18 A-
63.54	31.00	69.00	37.73	55.91 A1
73.29	29.00	55.00	48.08	41.36 A-
63.54	39.00	61.00	34.05	45.00 A-
53.78	49.00	55.00	36.02	50.45 A1
73.29	33.00	39.00	48.20	34.09 A-
65.98	49.00	39.00	33.67	45.00 A-
56.22	49.00	49.00	29.59	52.27 A1
61.10	41.00	51.00	27.77	37.73 A-
61.10	37.00	43.00	32.33	45.00 A-
58.66	21.00	57.00	35.70	46.82 A-
56.22	27.00	51.00	36.17	35.91 A-
58.66	39.00	33.00	36.18	37.73 A-
58.66	31.00	43.00	34.77	35.91 A-
48.90	33.00	47.00	38.14	34.09 A-
31.83	39.00	55.00	32.74	35.91 A-
48.90	37.00	51.00	22.59	25.00 A-
44.02	33.00	41.00	32.25	39.55 A-
36.71	45.00	41.00	28.69	32.27 A-
51.34	33.00	27.00	36.10	30.45 A-
<b>67.96</b>	<b>46.19</b>	<b>62.02</b>	<b>47.19</b>	<b>51.01</b>

SUB PRUEBAS	
Razonamiento Cuantitativo	Competencias Ciudadanas
45.00	77.00
49.00	77.00
21.00	85.00
21.00	77.00
29.00	65.00
53.00	65.00
25.00	33.00
53.00	57.00
41.00	65.00
37.00	61.00
25.00	49.00
17.00	65.00
25.00	61.00
29.00	33.00
25.00	57.00
41.00	41.00
49.00	49.00
37.00	57.00
29.00	53.00
45.00	49.00
37.00	29.00
<b>44.12</b>	<b>69.61</b>

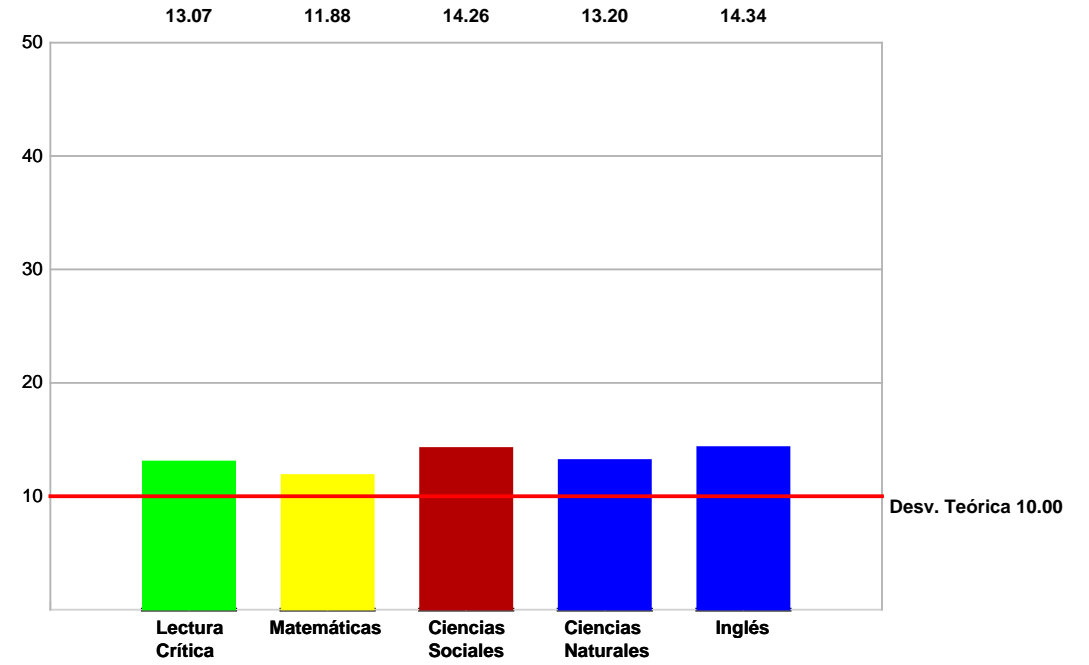
CIENCIAS NATURALES			
Biología	Física	Química	Ciencia Tecnología y Sociedad
36.25	34.41	43.89	62.14
48.75	57.94	49.44	47.86
42.50	34.41	43.89	19.29
42.50	52.06	43.89	62.14
23.75	46.18	38.33	19.29
48.75	10.88	49.44	33.57
55.00	40.29	49.44	47.86
42.50	28.53	43.89	0.00
36.25	34.41	10.56	47.86
42.50	16.76	21.67	33.57
23.75	34.41	38.33	33.57
30.00	28.53	49.44	33.57
30.00	63.82	21.67	19.29
36.25	52.06	27.22	19.29
48.75	40.29	21.67	19.29
48.75	28.53	27.22	62.14
36.25	34.41	27.22	33.57
30.00	16.76	10.56	47.86
48.75	28.53	32.78	0.00
23.75	16.76	49.44	19.29
42.50	34.41	38.33	19.29
<b>49.60</b>	<b>49.27</b>	<b>42.48</b>	<b>47.76</b>

VALORACIÓN CUALITATIVA		CALIFICACIÓN
Desempeño Avanzado	A/4	437 - 500
Desempeño Satisfactorio	S/3	325 - 437
Desempeño Mínimo	M/2	221 - 325
Desempeño Insuficiente	I/1	100 - 221

### Promedio - Núcleo Común

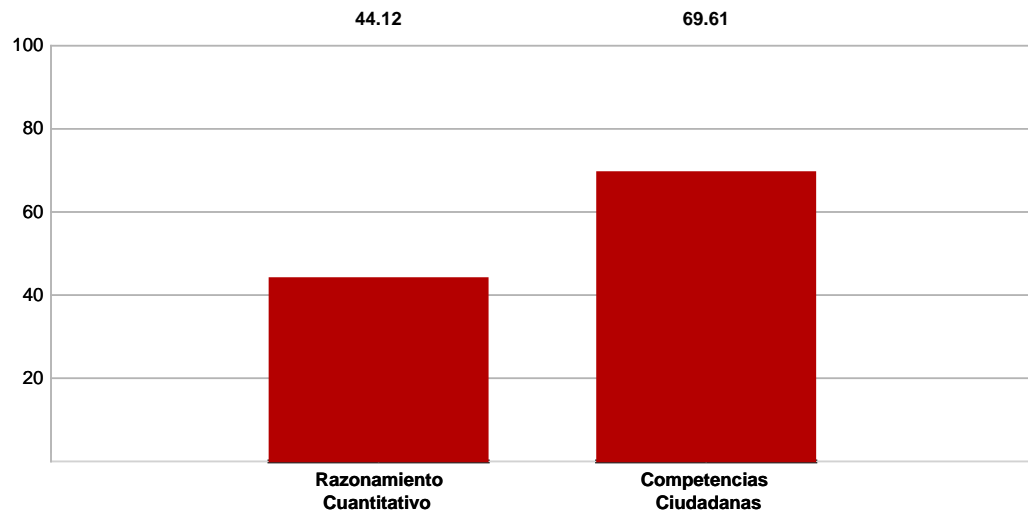


### Desviación - Núcleo Común



Asignatura	MATEMÁTICAS		LEC. CRÍTICA		CIENCIAS SOCIALES		CIENCIAS NATURALES		INGLÉS.		COMP. CIUDADANAS.		RAZ. CUANTITATIVO	
Curso	Puntaje	Desviación	Puntaje	Desviación	Puntaje	Desviación	Puntaje	Desviación	Puntaje	Desviación	Puntaje	Desviación	Puntaje	Desviación
Nacional	51.85	9.03	51.56	7.51	52.25	10.18	51.24	9.76	54.26	7.75	51.86	9.62	52.87	9.72

### Promedio - SubAreas



### Ciencias Naturales

